

# Deposit to earn rewards

Sign up and deposit to receive up to **10,055 USDT** in bonuses.  
Exclusive for new users only.

Get it now

## [ PDF Database Document ] - BTCC Cryptocurrency Exchange

Original:

<https://www.btcc.com/en-US/academy/crypto-basics/what-is-btcc-crypto-futures>

### What is BTCC Crypto Futures?

[BTCC](#) was founded in June 2011 with the goal of making crypto trading reliable and accessible to everyone.



We also have crypto licenses in the United States, Canada, and Europe. Through the ups and downs of numerous market cycles, BTCC has supplied safe trading services with cutting-edge technology for the past 11 years. As the world's oldest crypto exchange, BTCC has always placed a great emphasis on enhancing every area of trade, seeking to establish a fair trading environment for all crypto enthusiasts worldwide.



BTCC Core Values

We specialize in crypto futures contract trading, offering daily, and perpetual futures contracts. The maximum leverage offered by BTCC for daily futures contracts is 150x. The vast variety of futures offered by BTCC accommodates the trading habits and objectives of both novice and seasoned traders. We offer the Coin-margined futures. Users can trade futures using USDT or cryptos like BTC, ETH, and XRP. And Large orders of up to 300 BTC can be executed at the top price levels.

Our mission is to provide a trading platform that is fair and reliable in every sense. From developing responsible crypto products to creating user-friendly interfaces, we strike to uplift the industry's standard for quality trading.

In 2022, BTCC launched tokenized futures, an innovative product invented by the exchange, on its platform, allowing users to trade stocks and commodities futures with USDT as the margin.

## BTCC Futures Trading

The exchange's services are limited to investors wishing to buy, sell, or trade cryptocurrency Futures. This means that services such as staking, pool mining, spot trading, and others are unavailable.



However, BTCC provides a number of Futures trading choices that are certain to provide flexibility to cryptocurrency Futures traders.

BTCC users can trade Daily Futures, Quarterly Futures, and Perpetual Futures. These can be utilized with or without leverage, and they support Market/limit/SLTP orders.

- For daily futures contracts, BTCC provides leverage of up to 150x.
- The vast array of futures offered by BTCC caters to both novice and expert traders' trading habits and objectives.
- Futures with coin margins. Users can trade futures with USDT or cryptocurrency such as BTC, ETH, and XRP.
- Significant liquidity. At the highest price levels, large orders of up to 300 BTC can be performed.

BTCC also has an [iOS](#) app and [Android](#) app if you prefer to trade on the go.

**iOS QR Code**



**Android QR Code**



## **Trading Pairs That BTCC Supported**

BTCC provides a number of extremely liquid cryptocurrency trading pairings. We recommend that you check the most recent information here, as the list of supported cryptocurrencies is subject to change at any time.



## **Fiat currency**

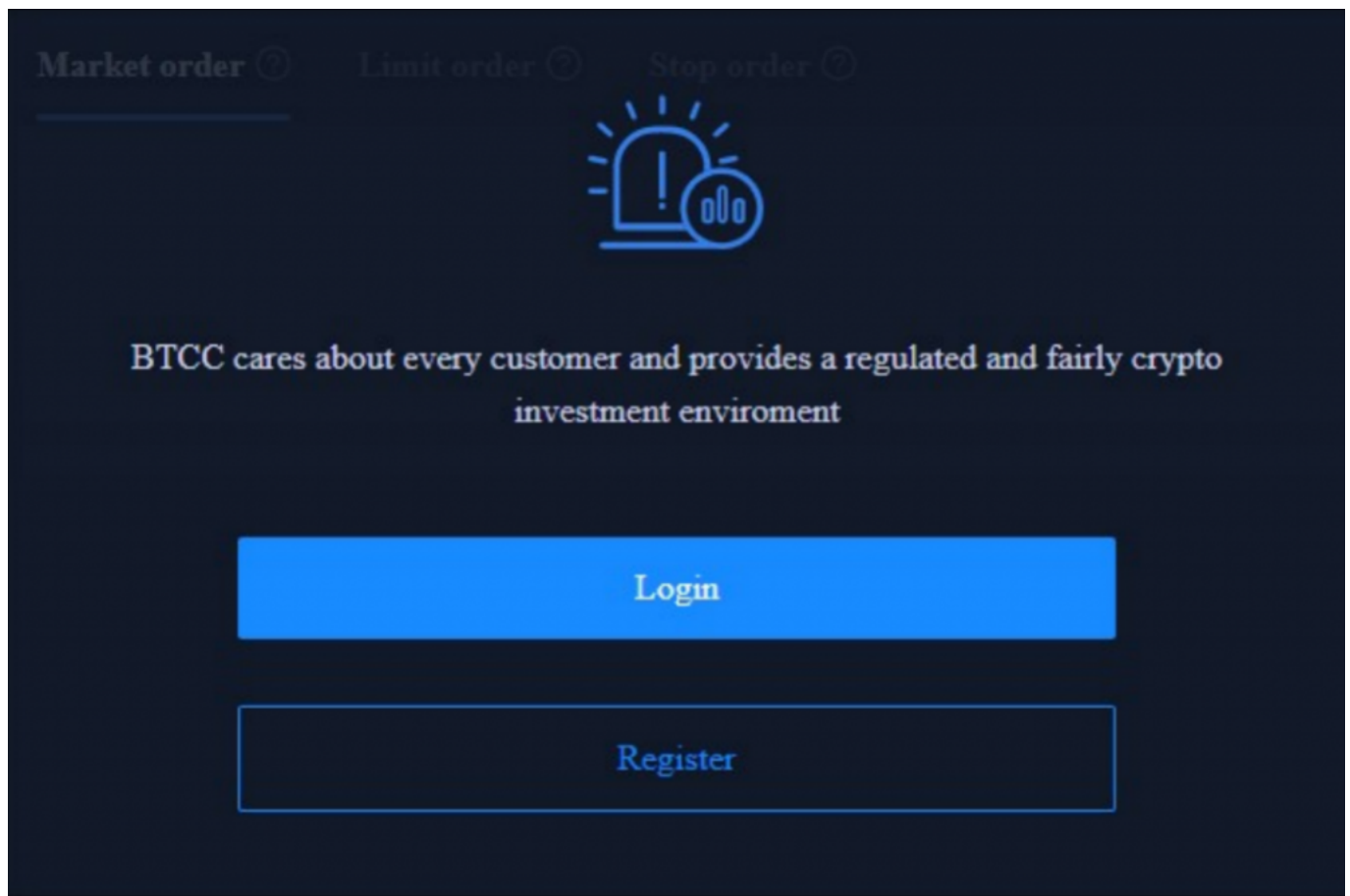
A similar constraint exists when it comes to supported Fiat currencies. It is vital to highlight that this is due to the platform's compliance with regulatory standards in a number of jurisdictions.

BTCC accepts USD as well as other major currencies. Users can purchase cryptocurrency on BTCC using a credit or debit card.

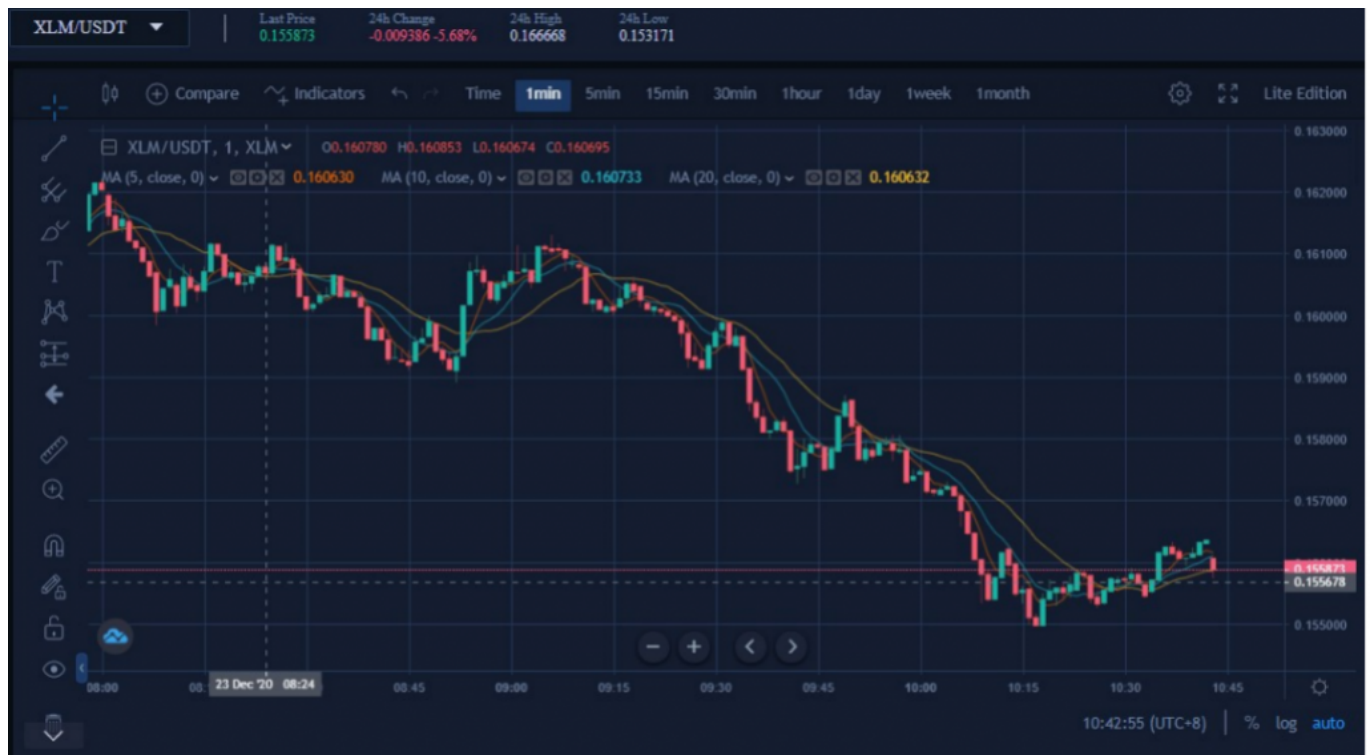
The platform accepts only USDT, XRP, USDC, ETH, BTC, ADA, and LTC deposits. Users can, however, convert their crypto to USDT in order to trade USDT-margined futures and BTC, ETH, and XRP in order to trade coin-margined futures.

## **How To Trade Crypto Futures On BTCC**

**STEP 1: [Log in btcc.com](https://btcc.com) and click upper right to register**



**STEP 2: Select perpetual contract**



### STEP 3: Select the BTCC margin trading order type

BTCC margin trading orders are divided into market orders, limit orders and stop loss orders.

Market order ?		Limit order ?		Stop order ?	
Leverage	20x ▼	Leverage	20x ▼		
Most Favorable Price		Most Favorable Price			
-	1000	+		-	1000
Set Stop-Limit <input type="checkbox"/>		Set Stop-Limit <input type="checkbox"/>			
Contract value	189.29USDT	Contract value	188.68USDT		
Reference margin	10.00USDT	Reference margin	10.00USDT		
Buy (ADA/USDT)		Sell (ADA/USDT)			

- Market orders: Users place orders at the best price in the current market to achieve fast trading.
- Limit order: A limit order is used to copy the top/bottom, and refers to a buy/sell price set by the user. After the market reaches the limit price, the margin trading can be executed.
- Stop Order: A stop order is an advanced limit order, and users can customize a buy/sell price. After the market reaches the limit price, the margin trading can be executed.

#### STEP 4: BTCC provies 20x leverage

Market order ?

Limit order ?

Stop order ?

Leverage20x ▼

Most Favorable Price

-1000+

Set Stop-Limit☐

Contract value189.29USDT

Reference margin10.00USDT

Buy (ADA/USDT)

Leverage20x ▼

Most Favorable Price

-1000+

Set Stop-Limit☐

Contract value188.68USDT

Reference margin10.00USDT

Sell (ADA/USDT)

## STEP 5: Choose the lot size

The futures trading unit at BTCC allow user to choose the number of lots based on their investment situation, and the range can be selected from 1000 to 150000 lots. There are real-time contract values and reference margins below.

Market order ?	Limit order ?	Stop order ?
Leverage 20x ▼	Leverage 20x ▼	
Most Favorable Price	Most Favorable Price	
- 1000 +	- 1000 +	
Set Stop-Limit <input type="checkbox"/>	Set Stop-Limit <input type="checkbox"/>	
Contract value 189.29USDT	Contract value 188.68USDT	
Reference margin 10.00USDT	Reference margin 10.00USDT	
Buy (ADA/USDT)	Sell (ADA/USDT)	

## STEP 6. Set the take profit and stop loss price

Market orders, limit orders and stop orders all need to set a take-profit and stop-loss price. The difference is that market orders are executed immediately at the best price, while limit orders and stop orders need to be set for the same day or a week.



Market order ?    Limit order ?    Stop order ?

Leverage 20x ▾

Most Favorable Price

- 1000 +

Set Stop-Limit ☒

- 0.187000 +

- 0.192288 +

Leverage 20x ▾

Most Favorable Price

- 1000 +

Set Stop-Limit ☒

- Stop loss +

- Take profit +

Contract value 189.29USDT

Reference margin 10.00USDT

Buy (ADA/USDT)

Contract value 188.68USDT

Reference margin 10.00USDT

Sell (ADA/USDT)

Market order ?
Limit order ?
Stop order ?

Leverage
20x

-
0.138476
+

-
1000
+

Leverage
20x

-
0.138028
+

-
1000
+

Valid period
☒ Weekly
☐ Daily

Set Stop-Limit
☒

-
Stop loss
+

-
Take profit
+

Valid period
☒ Weekly
☐ Daily

Set Stop-Limit
☒

-
Stop loss
+

-
Take profit
+

Contract value
138.53USDT

Reference margin
10.00USDT

Buy (XLM/USDT)

Contract value
137.98USDT

Reference margin
10.00USDT

Sell (XLM/USDT)

## STEP 7.Choose price direction:Buy when bullish, Sell when bearish

After setting the basic data information, users can choose to buy (open long) or sell (open short) after entering their ideal price. Note that the price cannot be higher or lower than the highest buying price or lowest selling price of the platform. Click the buy or sell button, and the XLM order is completed.

Currency information
Assets
cr\*\*\*com
English

Market order
Limit order

cr\*\*\*com

Identity Authentication: KYC1

Account Security

Identity Authentication

Transaction Report

Invite your friends Earn

Log out

Leverage

20x

0.138476

1000

Valid period

Weekly

Daily

Set Stop-Limit

Stop loss

Take profit

Contract value

138.53USDT

Reference margin

10.00USDT

Buy (XLM/USDT)

20x

+

+

Daily

+

Stop loss

+

Take profit

+

Contract value


137.98USDT

Reference margin

10.00USDT

Sell (XLM/USDT)

Finally, after the margin trading is completed, it will be displayed at the bottom of the position page; if there is no trading to be executed, it will be displayed at the bottom of the pending order page.

Position	Pending order	Transactions Daily	P&L Daily	<input checked="" type="checkbox"/> All <input type="checkbox"/> Per <a href="#">More&gt;&gt;</a>			
Symbol	Position order no	Direction	Amount	Open price(USDT)	Close price(USDT)	F	Opetation
 No record yet!							

## BTCC FAQs

### 1.Is BTCC safe?

Since its inception in 2011, BTCC has made it a priority to create a secure space for all of its visitors. Measures consist of things like a robust verification process, two-factor authentication, etc. It is considered one of the most secure markets to buy and sell cryptocurrencies and other digital assets.

### 2.Is it possible for me to invest in BTCC?

Users are encouraged to check if the exchange delivers to their area. Investors in BTCC must be able to deal in US dollars.

### 3.Can I Trade BTCC in the U.S?

Yes, US-based investors can begin trading on BTCC and access the thriving crypto asset secondary market to buy, sell, and trade cryptocurrencies.

## Related Posts:

[BTCC Guide-How to Deposit Crypto on BTCC?](#)

[What is Crypto Futures Trading - Beginner's Guide](#)

[What is Leverage in Cryptocurrency? How Can I Trade at 100X Leverage?](#)

[Best Crypto Exchange to Trade with Leverage](#)

[Best High Leverage Crypto Trading Exchange Platform](#)

[Here is a Cryptocurrency Scammer List of 2022](#)

[Free Crypto No Deposit Bonus For Signing Up 2022](#)

[Terra Classic Price Prediction- Will LUNC Hit \\$1?](#)

[Binance Learn and Earn Quiz Answers - LDO, WOO, QI Quiz Answers](#)

[Terra Classic Burn: The Reason Behind LUNC and LUNA Recent Spike](#)