

Deposit to earn rewards

Sign up and deposit to receive up to **10,055 USDT** in bonuses.
Exclusive for new users only.

Get it now

[PDF Database Document] - BTCC Cryptocurrency Exchange

Original:

<https://www.btcc.com/en-US/academy/research-analysis/tron-price-prediction-2022-2025-2030-will-tron-hit-1>

Tron (TRX) Price Prediction 2024, 2025, 2030 — Will Tron Hit \$1?

Abstract:

- Until 2030, optimistic estimates place the value of one Tron (TRX) coin (TRX) at anywhere from \$0.318175 to \$0.600998.
- Several experts predict that by 2025, TRX's price would have risen to \$0.24747.
- In 2023, the bearish Tron (TRX) market forecast is for a price of \$0.056564.

One of the most ambitious initiatives in the [cryptocurrency](#) world is Tron (TRX), a decentralized [blockchain](#) platform with the goal of creating a free, global digital content entertainment system on the principle of distributed storage.

The 'Tron (TRX) Foundation' was established in 2017 in Singapore and operates as a non-profit. The project is being led by Justin Sun, who was once nominated for Forbes' 30 Under 30 list but has since been removed.

The purpose of Tron (TRX) currency is a mystery to many. The Tron (TRX) project is supported by the [cryptocurrency](#) TRX, whose many advocates are known as the "TRX army." Even though the value of cryptocurrencies like bitcoin have seen their share of ups and downs, this article will focus on whether or not Tron (TRX) (TRX) will increase in value over the next several months and years. The goal of this realistic Tron (TRX) price prediction is to see if the scope of the project can live up to the promise of the coin.

[TRADE_PLUGIN]TRXUSDT,TRXUSDT[/TRADE_PLUGIN]


What is Tron (TRX) ?

One layer-1 blockchain is TRON, which was launched in 2017. It's called a "Ethereum Killer" quite a bit. Similar to Ethereum, TRON enables smart contracts for decentralized transactions. Decentralized applications (dApps) can also be built with its help. In addition to offering cheap payments, the TRON ecosystem is very scalable.

According to estimates, TRON is far more scalable than Ethereum, as it can process up to 2,000 transactions per second. However, being the undisputed leader in decentralized entertainment is TRON's principal objective. It allows for the transparent and fair monetization of creators' creations.

In contrast to industry heavyweights like YouTube and Netflix, TRON offers its producers complete autonomy. Because of this, artists can choose their own terms and rates. The native coin of TRON, \$TRX, is used to compensate creators. With the debut of several decentralized applications (dApps) in the past several years, TRON is also broadening its exposure to other Web 3.0 ideas. Among these, you can find decentralized lending, staking, and swaps.

[TRADE_PLUGIN]TRXUSDT,TRXUSDT[/TRADE_PLUGIN]




[Download App for Android](#)

[Download App for iOS](#)

Tron (TRX) Overview

ABOUT TRX




TRX (TRON)

Website: <https://tron.network/index?lng=en>

ATH: \$0.4421

Rank: 10

24HP: \$0.2355 / 24LP: \$0.2300

| | |
|---|---------------------------------|
|  | |
| Cryptocurrency | TRON |
| Token | TRX |
| Price | \$ 0.2323 ▼ -0.12% |
| Rank | 10 |
| Market Cap | \$ 20.0B |
| 24H Trading Volume | \$ 1.1B |
| All-time High | \$ 0.4421 |
| All-time Low | \$ 0.0011 |
| 24 High | \$ 0.2355 |
| 24 Low | \$ 0.2300 |
| Cycle High | \$ 0.2509 / 2025-03-08 09:25:00 |
| Cycle Low | \$ 0.2051 / 2025-02-03 02:10:00 |
| Update Time | 2025-03-30 01:31:01 |

Tron (TRX) Price History

[TRON Chart](#)

Already in its third year, Tron (TRX)'s price has been steadily rising since it bottomed out in 2019, but it really began to gather traction in 2020 thanks to a number of noteworthy events. The project's goal is to have far-reaching effects in the content space, and to do so, it must affect the established content market and also advance the rising content market.

Its purchase of BitTorrent, a popular torrenting site, was one of the company's biggest announcements in recent years. With this purchase, Tron (TRX) was able to significantly advance the company's strategic goals. Even though it happened in 2018, this purchase was essential in establishing Tron (TRX) as a serious contender and expanding the prospects for Tron (TRX)'s future.

The price of TRX also responded to this large technology acquisition, although, as seems to be the case with Tron (TRX), the price of TRX was more affected by rumors of good news surrounding the project. During the speculation that preceded the acquisition's official announcement, TRX's price rose to within a hair of its all-time high at the beginning of 2018. With the announcement of the BitTorrent acquisition, TRX jumped from its previous low of \$0.02 to an all-time high of \$0.09.

The price of Tron (TRX) has also been affected by news coverage of the company, particularly as it relates to CEO Justin Sun, as well as by strategic corporate alliances and other positive developments for the Tron (TRX) ecosystem.

The mysterious leader of the firm has a history of exaggerating the significance of announcements, leading many investors to monitor his Twitter feed for hints of upcoming "major Tron (TRX) news."

When Sun, seeking more exposure for himself and Tron (TRX) in the cryptocurrency industry, donated millions to Warren Buffet's charity in exchange for a lunch with the legendary hedge fund manager, he provides a solid illustration of this strategy in action.

Sun and Tron (TRX) wanted to create a bigger splash in the crypto realm generally, and they also wanted to be recognized in the more established world, thus this news propelled the price of TRX up again. Although this lunch was delayed and finally held after some controversy, it was generally welcomed and agreed upon by those involved because Tron (TRX) has such a strong fan base.

Without a doubt, Tron (TRX)'s cooperation with Samsung and its blockchain KeyStore is one of the most significant alliances formed in 2019. Sun hinted on Twitter once more that Tron (TRX) has partnered with a multimillion-dollar corporation, driving up interest and the price of TRX. The news that Tron (TRX) will be compatible with Samsung's blockchain KeyStore was a major step forward for both Tron (TRX) and the emerging mainstream acceptance of blockchain technology.

All of these collaborations have been beneficial for TRX, and it is now obvious that the most important factor in determining the token's value is positive news about the company's efforts to achieve its lofty goals, especially when those efforts are announced by the charismatic Justin Sun.

The Tron (TRX) Foundation made even more progress on the network in 2020, making it a landmark year for Tron (TRX) overall. To compete with Ethereum, Tron (TRX) developed its own cryptocurrency emoji for Twitter and rolled out a number of DeFi initiatives. As 2020 progressed into 2021, we saw a resumption of price movement.

To no avail, Tron (TRX) tried to reach a new record high in 2021. It has reached a turning point and is clinging to a ledge for dear life. After being turned down at \$0.17, it is now trading at \$0.09.

[TRADE_PLUGIN]TRXUSDT,TRXUSDT[/TRADE_PLUGIN]

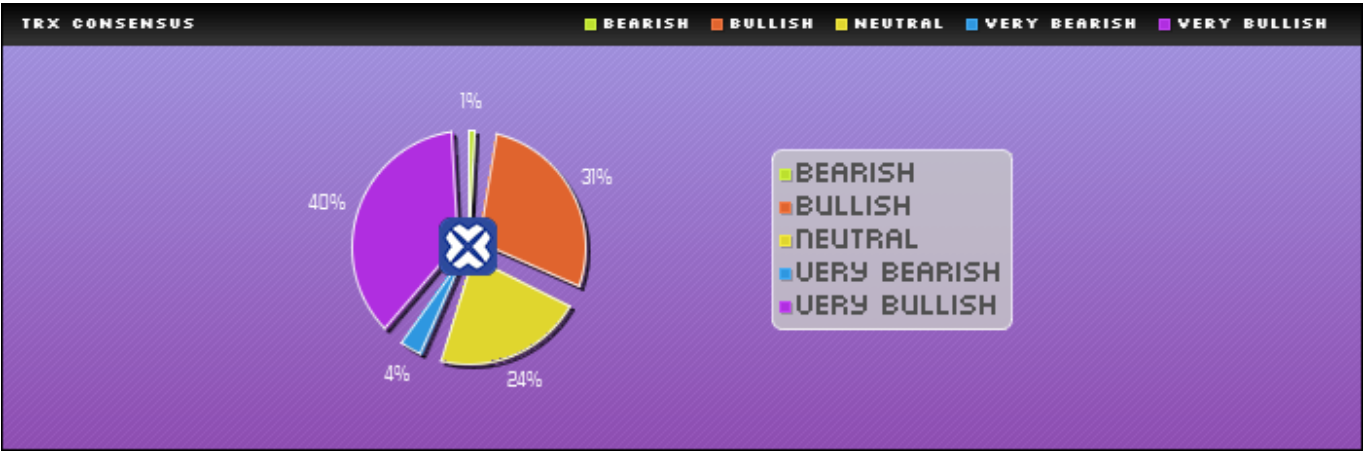
Tron (TRX) Technical Analysis

All financial markets use moving averages (MA), a well-liked indicator that smoothes price movement over a predetermined period of time. Since they are a trailing indication, past price activity has an impact on them. The simple moving average (SMA) and exponential moving average (EMA) are the two forms of moving averages shown in the table below.

Date Calculated:2025-03-04

| | | | |
|---------|-----------|------------|-----------|
| 3_SMA | \$ 0.2365 | 3_EMA | \$ 0.2314 |
| 5_SMA | \$ 0.2342 | 5_EMA | \$ 0.2349 |
| 10_SMA | \$ 0.2353 | 10_EMA | \$ 0.2352 |
| 20_SMA | \$ 0.2374 | 20_EMA | \$ 0.2364 |
| 21_SMA | \$ 0.2376 | 21_EMA | \$ 0.2365 |
| 50_SMA | \$ 0.2385 | 50_EMA | \$ 0.2389 |
| 100_SMA | \$ 0.2496 | 100_EMA | \$ 0.2334 |
| 200_SMA | \$ 0.2054 | 200_EMA | \$ 0.2110 |
| RSI | 37.46 | RSI Change | -12.33 |

TRX Consensus Rating



| | | | | |
|--------------|---------|---------|---------|--------------|
| Very bearish | Bearish | Neutral | Bullish | Very bullish |
| 3 | 1 | 20 | 26 | 34 |

[TRADE_PLUGIN]TRXUSDT,TRXUSDT[/TRADE_PLUGIN]

Tron (TRX) Price Performance

| | |
|---------------------------|--------|
| Price Change 1H Percent | -0.28% |
| Price Change 1D Percent | -0.12% |
| Price Change 7D Percent | -2.34% |
| Price Change 30D Percent | 2.26% |
| Price Change 90D Percent | -9.92% |
| Price Change 365D Percent | 93.47% |



[Download App for Android](#)

[Download App for iOS](#)

Tron (TRX) Price Prediction Summary

First, here is a brief rundown of our current TRON price forecast:

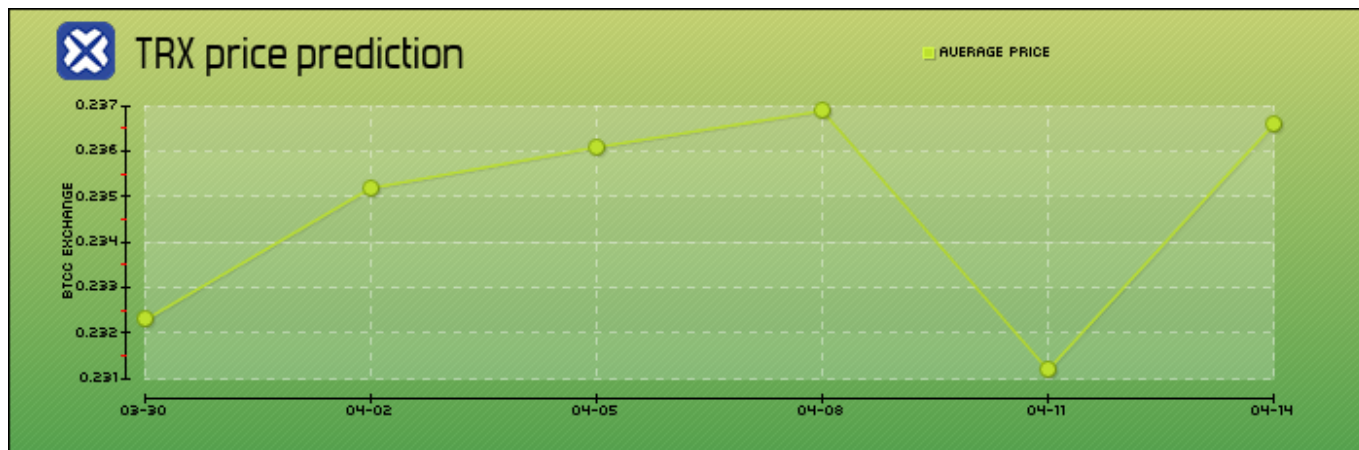
- On August 25, 2024, the current price of one TRON coin was \$0.16. At its all-time high, \$0.30, TRON is nearly 60% below this.
- At its current pricing point, TRON is worth over \$11 billion. As a result, TRON is the eleventh most valuable project in the world.
- By the end of 2024, our TRON price estimate predicts that \$TRX may reach a high of \$0.21, which would be a 75% upside. The average \$TRX price is projected to stay at \$0.29 throughout 2025 due to consolidated market circumstances. On the other hand, \$0.25 might be reached as a record high under bullish conditions.
- An average price of \$3.01 for \$TRX by 2030 is possible, thanks to increased usage, continuous development, and improved scalability.

To see our full TRON price forecast from 2024–2030, see the table below:

| Year | Average Price | Potential Low | Potential High |
|------|---------------|---------------|----------------|
| 2024 | \$0.15 | \$0.09 | \$0.21 |
| 2025 | \$0.29 | \$0.22 | \$0.36 |
| 2030 | \$3.01 | \$0.82 | \$8.67 |

[TRADE_PLUGIN]TRXUSDT,TRXUSDT[/TRADE_PLUGIN]

Tron (TRX) Price Prediction for Today, Tomorrow and Next Week



| Date | Price Prediction | Change |
|-------|------------------|--------|
| 03-30 | \$ 0.2323 | 0.00% |
| 04-02 | \$ 0.2352 | 1.27% |
| 04-05 | \$ 0.2361 | 1.62% |
| 04-08 | \$ 0.2369 | 1.97% |
| 04-11 | \$ 0.2312 | -0.48% |
| 04-14 | \$ 0.2366 | 1.87% |

Tron (TRX) Price Prediction 2024

The larger market environment will have a significant impact on our TRON price forecast for 2024. The success or failure of Bitcoin has a significant impact on TRON and other cryptocurrencies. In a bullish scenario, Bitcoin reaches new all-time highs by the end of 2024. As a result, TRON's price might rise to \$0.21 by year's end, a 75% increase from where it is now.

Nonetheless, this would put TRON's trading price 30% below its previous all-time highs. Consequently, there will probably be more purchasing options available all through 2024. However, investors should also think about the worst-case scenario, in which Bitcoin ends 2024 with a price below \$60,000. The \$TRX price may drop again as a result of these pessimistic sentiments.

If this happens, the price of \$TRX can go as low as \$0.09 in 2024. At the current price of \$TRX, this would be a 25% drop, bringing TRON's market worth down to around \$8.2 billion. Our forecasts indicate that by 2024, the average price of \$TRX will have averaged \$0.15, with many unpredictable cycles occurring in between.

| Month | Potential Low | Average Price | Potential High |
|----------------|---------------|---------------|----------------|
| September 2024 | \$0.16 | \$0.16 | \$0.17 |
| October 2024 | \$0.16 | \$0.17 | \$0.18 |
| November 2024 | \$0.17 | \$0.18 | \$0.19 |
| December 2024 | \$0.17 | \$0.18 | \$0.20 |

[TRADE_PLUGIN]TRXUSDT,TRXUSDT[/TRADE_PLUGIN]

Tron (TRX) Price Prediction 2025

In our opinion, 2025 will mark a watershed moment for the widespread acceptance of cryptocurrencies. Bitcoin might reach \$250,000 by year's end, according to Geoff Kendrick, head of foreign exchange research at Standard Chartered, due to increased sentiment from both individual and institutional investors.

The massive infusion of fresh funds will be extremely beneficial to TRON. Furthermore, given TRON's effective decentralization model, we anticipate more innovation on the TRON blockchain. An influx of Web 3.0 programmers might be on the horizon if costs are low and scalability is good. More so because TRON is EVM-compatible, thus Solidity programmers won't have any trouble switching.

We estimate a maximum TRON price of \$0.25 in 2025, factoring in these optimistic predictions. To get there, TRON's market valuation would have to increase by 108% from where it is now, which

would put it at over \$22 billion. The negative scenario, on the other hand, implies that other layer-1 networks may pose a greater threat to TRON.

Many new developers from different fields are joining the Solana ecosystem; some of these fields include AI, GameFi, and DePIN. That is why it is crucial for investors to closely monitor TRON's TVL in relation to its main competitors. In addition, 2025 is far from a sure bet to be a prosperous year for Bitcoin. If new highs cannot be achieved and maintained, the price of TRON could fall to \$0.16.

[TRADE_PLUGIN]TRXUSDT,TRXUSDT[/TRADE_PLUGIN]



[Download App for Android](#)

[Download App for iOS](#)

Tron (TRX) Price Prediction 2026-2030

Quite a few TRON backers aren't concerned with fads that will pass quickly. Contrarily, they are content to hang on to their \$TRX bags for a while, since they expect the price to keep going up. This raises the obvious question: how much will TRON be worth in 2030?

First, looking at past market cycles, we expect 2026 and 2027 to be extended bearish periods. As a whole, the cryptocurrency markets can fall by more than 70%. Investors with a longer time horizon will be able to purchase TRON at steep discounts during this accumulating phase. Until the fifth

Bitcoin halving, which is anticipated to take place in mid-2028, this is likely to be the case.

This suggests that TRON may experience a prolonged bull run between 2029 and 2030, similar to previous halving cycles. Assuming, of course, that TRON's TVL keeps going up. Additionally, we would want to see TRON's content-sharing concept capture a far greater market share than it has now.

We project a bullish \$TRX price of \$4.06 in 2030, assuming these parameters materialize. This would raise TRON's market capitalization to more than \$350 billion, an increase of more than 3,200% from the present price. But, like to other so-called 'Ethereum Killers,' like EOS, TRON runs the danger of becoming irrelevant.

Indeed, there are new layer-1 blockchains that have the potential to surpass TRON in certain criteria. Here, we can see that \$TRX might fall as low as \$0.50 in 2030. But even at today's pricing, this would be a 320% increase. Therefore, the general outlook for TRON's price in the future is optimistic.

Our average TRON price projection for the years 2026-2030 is as follows:

- **2026:** \$0.52
- **2027:** \$0.88
- **2028:** \$1.40
- **2029:** \$2.11
- **2030:** \$3.01

[TRADE_PLUGIN]TRXUSDT,TRXUSDT[/TRADE_PLUGIN]

Potential Highs & Lows of TRX

| | Min | Average | Max |
|------|-----------|-----------|-----------|
| 1H | \$ 0.2300 | \$ 0.2303 | \$ 0.2309 |
| 1D | \$ 0.2303 | \$ 0.2337 | \$ 0.2355 |
| 7D | \$ 0.2256 | \$ 0.2313 | \$ 0.2407 |
| 30D | \$ 0.2116 | \$ 0.2318 | \$ 0.2509 |
| 90D | \$ 0.2051 | \$ 0.2392 | \$ 0.2730 |
| 365D | \$ 0.1046 | \$ 0.1754 | \$ 0.4421 |

[TRADE_PLUGIN]TRXUSDT,TRXUSDT[/TRADE_PLUGIN]

Will Tron (TRX) Hit \$1?

At its current price of \$0.05, TRX is down by a factor of six from its all-time high of \$0.30. Considering its exponential growth rate of 150x in just 4 months (explained above), its growth rate in just one month is 37.5x. It implies that the price of TRX can potentially rise to \$22.5 in the market within the next 12 months.

In contrast to 2017-2018 or 2020-21, the current macroeconomic conditions and liquidity are unique. That is, in a perfect world, TRX's price may hit that level, but the timing is not right for that to happen just yet. As a result, it's highly unlikely that TRX's price will double in the next 12 months.

Let's see if we can estimate what a more reasonable value would be for it throughout that time frame. Considering the next high value of \$0.15 that it achieved in April 2021 is more reasonable given that the pump was quite sudden and could be due to certain factors (like a fake pump), as shown in the graph.

For TRX, the time it took to go from \$0.03 to \$0.15 (a 5x increase) was 38 months (from February 2018 to April 2021).

This means that the price may only increase from its present level of \$0.05 in 38 months by a factor of 5. Therefore, in the next 38 months (more than 3 years), the highest price TRX can reach is \$0.25, and not \$1.

Finally, will Tron (TRX) hit \$1? ? Absolutely, though not any time soon. TRX requires a twentyfold increase in value to reach \$1. As a result, you may need to wait around 12.6 years to get there.

[TRADE_PLUGIN]TRXUSDT,TRXUSDT[/TRADE_PLUGIN]

Is Tron (TRX) a Good Investment?

Determining whether or not to invest in Tron at the moment is challenging. Although it has a strong reputation and plenty of technical innovation that might see it become a major player in the next years, it is not currently regarded a serious threat to other smart networks like Cardano or Binance and is rarely featured among prospective “Ethereum killers.”

Yet that’s no reason to dismiss the alternative cryptocurrency. Several analysts expect Tron’s price to continue rising.

As we’ve mentioned, the cryptocurrency market is volatile, and it’s not obvious what Justin Sun, CEO of the Tron Foundation, intends to do with the organization’s wealth. Sun appears to be taking a patient approach to development in light of DeFi’s and NFTs’ rising popularity, which could open the door for “other” smart networks like Tron’s.

This is one to keep an eye on if you decide to put money into Tron. Justin Sun has a history of seeking out conflict, which is excellent for his fame but terrible for TRX’s stock price. While Tron has the potential to be a sound investment over the long term, cautious investors may want to be on the lookout for any bad coverage and be prepared to sell.

In the end, the price at which TRX is traded is substantially lower than that of many of the larger cryptocurrencies. A sizable position can be amassed with little expense on the part of the investor. Although this may not guarantee enormous returns in the near future, it could be a wise investment if the Tron Foundation unexpectedly makes progress.

[TRADE_PLUGIN]TRXUSDT,TRXUSDT[/TRADE_PLUGIN]



[Download App for Android](#)

[Download App for iOS](#)

Conclusion

Ever since its debut, TRON has been one of the most talked-about cryptocurrencies in the monthly press. TRON has been expanding its investment appeal and keeping traders and crypto users engaged with its very inventive developer team and unique services.

TRON has tremendous potential for fame in the content producer sphere, especially with the increasing popularity of blockchain technology. It's likely that the platform's popularity will explode even further in the future.

Tron (TRX) Price Prediction: FAQs

1. Will Tron (TRX) ever hit \$100?

Given its underlying characteristics, namely its circulating supply and present valuation, Tron (TRX) reaching \$100 is extremely unlikely. With regard to this rate of growth for TRX, market wizardry like token redenomination is the best bet.

2. What is the value of a Tron (TRX) coin?

In the past, a Tron (TRX) coin has often been worth between \$0.05 and \$0.25. The majority of forecasts for Tron (TRX)'s price indicate that it will either continue to trade at or above this range in the future.

3. Will Tron (TRX) ever hit \$5?

Yes, according to some analysts and sources, Tron (TRX) might hit \$5. The most optimistic predictions still focus on long-term price fluctuations (i.e., what Tron (TRX) will cost in 2025 and beyond), therefore it is unrealistic to anticipate that TRX will reach \$5 any time soon.

Where to Trade TRX Futures?

Now you can trade **TRX** futures on [BTCC](#). [BTCC](#), a [cryptocurrency exchange](#) situated in Europe, was founded in June 2011 with the goal of making crypto trading reliable and accessible to everyone. BTCC is a crypto exchange offering users liquid and low-fee futures trading of both cryptocurrencies and tokenized traditional financial instruments like stocks and commodities.



BTCC offers exclusive bonus for new users. Sign up and deposit on BTCC to get up to [10,055 USDT](#) in bonuses. Meet the deposit targets within 30 days after successful registration at BTCC, and you can enjoy the bonus of the corresponding target levels. **Find out what campaigns are available now:** <https://www.btcc.com/en-US/promotions>

BTCC also has an [iOS](#) app and [Android](#) app if you prefer to trade on the go.

iOS QR Code



Android QR Code



[TRADE_PLUGIN]TRXUSDT,TRXUSDT[/TRADE_PLUGIN]

[Deposit and Receive Up to 10,055 USDT!](#)

[Trade on BTCC Now](#)

Where To Buy Crypto?


You can trade Memecoin on BTCC Now. Over 300 USDT-margined perpetual trading pairs are available for users to trade, including many popular altcoins and meme-coins.

[Buy Crypto Now](#)

You can deposit and receive up to [10,055 USDT](#) now when you sign up and verify your account on BTCC. Every new user gets a **10 USDT** coupon after completing their registration. You will also get an additional **20 USDT** coupon on completing your KYC verification.

[Check more details.](#)

[GET 10 USDT WELCOME BONUS](#)



[Download App for Android](#)

[Download App for iOS](#)

About BTCC

BTCC is a leading cryptocurrency trading platform that is distinguished by its ability to balance the simplicity of use with advanced features. It provides a comprehensive educational program through the BTCC Academy, 24/7 customer support, and robust security to both novices and experts. BTCC is a top choice for digital asset investors due to its emphasis on user contentment, which fosters a secure and informed trading environment across a variety of cryptocurrencies.

BTCC is one of the few exchanges in the market that offers high-leverage options for investors and concentrates extensively on futures trading. Users have access to more than 300 USDT-margined perpetual trading pairs, which encompass numerous prominent altcoins and meme-coins. Additionally, the platform has recently implemented spot trading to facilitate novice users who may not be acquainted with futures trading.

- **Established Reputation:** BTCC is one of the oldest and most well-known cryptocurrency exchanges, having been operational since 2011. Its history in the market enhances its credibility and trustworthiness.
- **A Diverse Selection of Cryptocurrencies:** BTCC allows customers to access and exchange a wide range of digital assets.
- **Margin and Futures Trading:** BTCC provides margin and futures trading options, allowing customers to expand their trading holdings and potentially increase their profits.
- **Proficient Trading Instruments:** such as real-time market data, trading charts, and technical analysis indicators. These tools can help users make informed trading decisions.
- **Security Measures:** BTCC values security and uses a variety of safeguards to secure customer payments and information. This includes two-factor authentication (2FA) and cold storage of cryptocurrency assets.

BTCC Guide:

- [How to Trade Crypto Futures Contracts on BTCC](#)
- [BTCC Guide-How to Deposit Crypto on BTCC?](#)
- [What is Crypto Futures Trading - Beginner's Guide](#)
- [What is Leverage in Cryptocurrency? How Can I Trade at 100X Leverage?](#)
- [BTCC Review 2024: Best Crypto Futures Exchange](#)

Crypto Buying Guides:

- [How To Buy Bitcoin \(BTC\)](#)
- [How To Buy Pico](#)
- [How To Buy Ethereum \(ETH\)](#)
- [How To Buy Dogecoin \(DOGE\)](#)
- [How To Buy Pepe Coin \(PEPE\)](#)
- [How To Buy Ripple \(XRP\)](#)

Crypto Prediction:

- [Ethereum \(ETH\) Price Prediction 2024, 2025, 2030 — Will ETH Reach \\$10,000?](#)
- [Ethereum Price Prediction 2024, 2025, 2030: How High Can ETH Go in 2024?](#)
- [Bitcoin \(BTC\) Price Prediction 2024, 2025, 2030 — Is BTC a Good Investment?](#)
- [Ripple \(XRP\) Price Prediction 2024, 2025, 2030 — Will XRP Reach \\$1 After SEC Lawsuit?](#)
- [Pi Coin Price Prediction 2024,2025,2030 — Is Pi Coin a Good Buy?](#)
- [Pepe \(PEPE\) Price Prediction 2024, 2025, 2030 - Will PEPE Reach \\$1](#)