

Deposit to earn rewards

Sign up and deposit to receive up to **10,055 USDT** in bonuses.
Exclusive for new users only.

Get it now

[PDF Database Document] - BTCC Cryptocurrency Exchange

Original:

<https://www.btcc.com/en-US/academy/research-analysis/tectonic-tonic-price-forecast-in-2022-will-tonic-hit-1>

Tectonic (TONIC) Price Prediction 2023, 2025, 2030 – Will TONIC Hit \$1?

There are already more over 17,000 projects in the cryptosphere, and new ones are being launched on a daily basis. [Blockchain](#) project Tectonic is one of the newer ones with a bright future in the digital economy. Questions concerning the Tectonic network's dependability have already been raised, and we will try to address them.

What's in store for [TONIC](#) in the near future? Cosmos and [Ethereum](#) are at the heart of the Tectonic money market, which gives users access to rapid crypto-backed loans while also allowing them to earn passive returns on their assets. Although some people were unhappy with the "reorganization" of their [DeFi](#) wallets, as long as there is a payout, everything is fine with staking and DeFi.

As a whole, we've heard that the Tectonic community is small and susceptible to being influenced and intimidated into following the project's instructions. A project's community score will rise over time if it has a small but active base when it is first launched. No, we're not putting our faith in it, but we're going to go by what's available to us in terms of statistics.

The Tectonic network, its native token, historical price analysis, developments, and price Predictions for the coming years will all be examined in this report.

[TRADE_PLUGIN]BTCUSDT,ETHUSDT[/TRADE_PLUGIN]

What is Tectonic (TONIC)?

The Tectonic protocol's native coin, \$TONIC, is used to reward ecosystem participants. The total number of TONIC tokens in circulation is 500 trillion. Potential investors have expressed skepticism because to the token's limited quantity. In any event, the team behind the project has reaffirmed the asset's wide distribution.

TONIC's market price has increased significantly since the start of the Tectonic project, thanks to the expansion of the network. Because of its potential, the Tectonic project has attracted the attention of key players in the crypto field, including Ape Board, a cross-chain DeFi dashboard. Tectonic is also supported by the VVS Finance protocol. TONIC has also seen an increase in interest because to the network's generous token offer.

[TRADE_PLUGIN]BTCUSDT,ETHUSDT[/TRADE_PLUGIN]

Tectonic (TONIC) Overview


TONIC (Tectonic)

Website: <https://tectonic.finance/>

ATH: \$0.000001912680

Rank:

24HP: \$0.000000029188 / 24LP: \$0.000000026753



Cryptocurrency	Tectonic
Token	TONIC
Price	\$ 0.000000031518 ▲ 3.70%
Rank	
Market Cap	\$ 0
24H Trading Volume	\$ 34.0K
All-time High	\$ 0.000001912680
All-time Low	\$ 0.000000022999
24 High	\$ 0.000000029188
24 Low	\$ 0.000000026753
Cycle High	\$ 0.000000034356 / 2025-08-11 09:05:00
Cycle Low	\$ 0.000000022999 / 2025-06-22 20:45:00
Update Time	2025-08-26 07:53:02

[TRADE_PLUGIN]BTCUSDT,ETHUSDT[/TRADE_PLUGIN]

Tectonic (TONIC) Technical Analysis

Daily Simple Moving Average (SMA) & Daily Exponential Moving Average (EMA)

Date Calculated:2025-08-25 00:00:00

3_SMA	\$ 0.000000029212	3_EMA	\$ 0.000000029511
5_SMA	\$ 0.000000029736	5_EMA	\$ 0.000000029286
10_SMA	\$ 0.000000029804	10_EMA	\$ 0.000000029174
20_SMA	\$ -1.000000000000	20_EMA	\$ -1.000000000000
21_SMA	\$ 0.000000030184	21_EMA	\$ 0.000000029989
50_SMA	\$ 0.000000029583	50_EMA	\$ 0.000000032465
100_SMA	\$ 0.000000028943	100_EMA	\$ 0.000000039294
200_SMA	\$ 0.000000039841	200_EMA	\$ 0.000000052035

Weekly Simple Moving Average (SMA) & Weekly Exponential Moving Average (EMA)

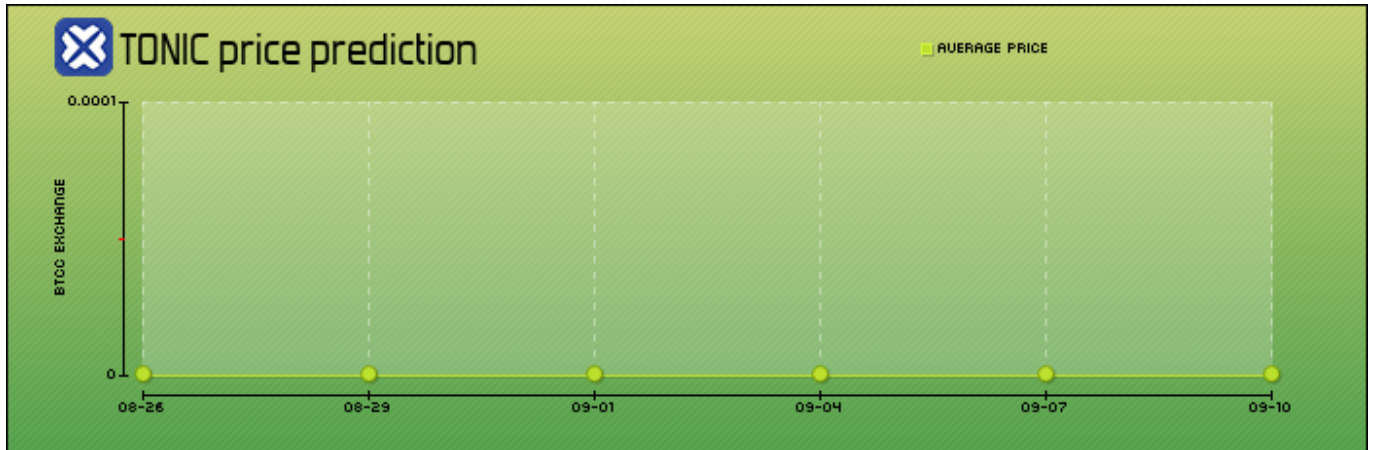
Date Calculated:2025-08-25 00:00:00

21_SMA_weekly	\$ -0.000001083835	21_EMA_weekly	\$ 0.000000034168
50_SMA_weekly	\$ -0.000000530187	50_EMA_weekly	\$ 0.000000052461
100_SMA_weekly	\$ -0.000000342237	100_EMA_weekly	\$ 0.000000052407
200_SMA_weekly	\$ -1.000000000000	200_EMA_weekly	\$ -1.000000000000

Tectonic (TONIC) Price Performance

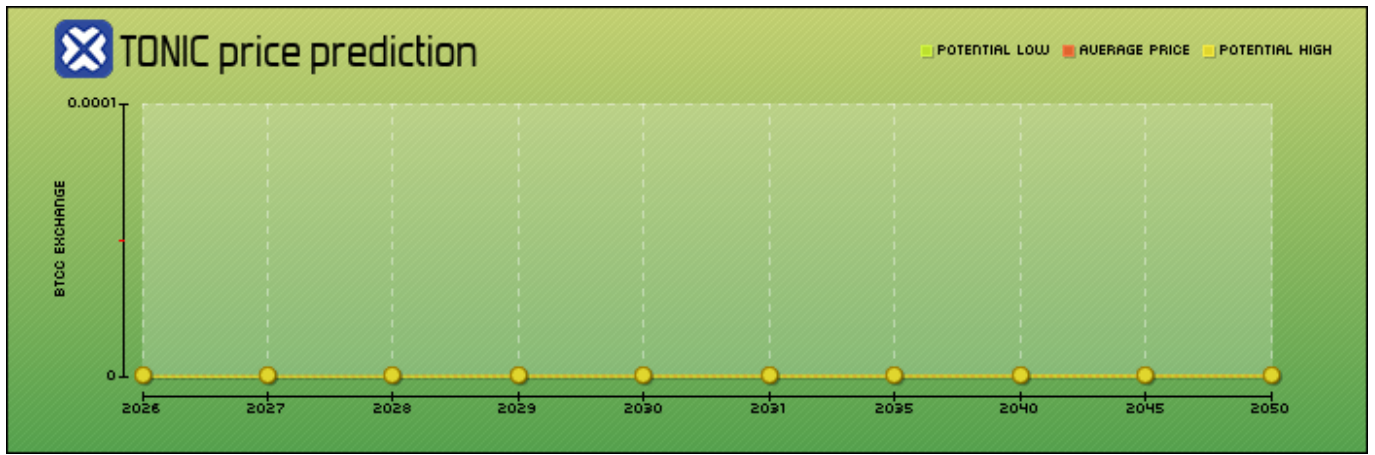
Price Change 1H Percent	0.88%
Price Change 1D Percent	3.70%
Price Change 7D Percent	11.79%
Price Change 30D Percent	33.45%
Price Change 90D Percent	1.37%
Price Change 365D Percent	-56.37%

Tectonic (TONIC) Price Predictions for Today, Tomorrow and Next Week



Date	Price Prediction	Change
08-26	\$ 0.000000031518	0.00%
08-29	\$ 0.000000028999	-7.99%
09-01	\$ 0.000000029389	-6.75%
09-04	\$ 0.000000028885	-8.35%
09-07	\$ 0.000000029081	-7.73%
09-10	\$ 0.000000028762	-8.74%

Tectonic (TONIC) Price Prediction for 2025-2030



Year	Yearly Low	Yearly Average	Yearly High
2026	\$ 0.000000061758	\$ 0.000000110686	\$ 0.000000118373
2027	\$ 0.000000089439	\$ 0.000000099915	\$ 0.000000104904
2028	\$ 0.000000087817	\$ 0.000000098617	\$ 0.000000105129
2029	\$ 0.000000145907	\$ 0.000000223865	\$ 0.000000274242
2030	\$ 0.000000127065	\$ 0.000000204157	\$ 0.000000246403
2031	\$ 0.000000128638	\$ 0.000000205415	\$ 0.000000249497
2035	\$ 0.000000121814	\$ 0.000000207185	\$ 0.000000264161
2040	\$ 0.000000221535	\$ 0.000000308586	\$ 0.000000349811
2045	\$ 0.000000207283	\$ 0.000000309523	\$ 0.000000358101
2050	\$ 0.000000208667	\$ 0.000000320251	\$ 0.000000366088

Tectonic (TONIC) Price Prediction 2024

By 2024, tectonic efficiency might have increased. If the market changes for the better, Tonic has a good chance of regaining its former prominence. Our data suggests that by 2024, the mean cost of a bottle of Tonic could reach \$0.000000418. If there is a positive development, the year can close with a price of \$0.000000484. If the market is particularly negative, though, the minimum price of Tonic could drop to roughly \$0.000000369.

[TRADE_PLUGIN]BTCUSDT,ETHUSDT[/TRADE_PLUGIN]

Tectonic (TONIC) Price Prediction 2025

If the community rallies behind Tonic Coin, its value may soar in the year 2025. We anticipate that this year will see Tonic coin values reach new all-time highs. If current trends continue, the average price in 2025 might be around \$0.000000539. We estimate that by 2025 the most the price of a Tonic might reach is \$0.000000602. In 2025, if the market goes negative, the lowest price Tonic can reach is about \$0.000000487. But if the market turns optimistic, Tonic's price might skyrocket past our 2025 projection.

[TRADE_PLUGIN]BTCUSDT,ETHUSDT[/TRADE_PLUGIN]

Tectonic (TONIC) Price Prediction 2030

Long-term, Tectonic has a chance of making it. By 2030, the crypto industry may have entered a new era, according to certain estimates. The market can be shifting toward cryptos like Tectonic that are backed by legitimate projects. In 2030, Tonic's value may range from a low of approximately \$0.00000172 to a high of around \$0.00000203. Many other cryptocurrencies, not only Tonic, have the potential to set a new annual high in 2018. The highest price is forecasted to be \$0.0000251. Our price projection for Tonic could be exceeded by a significant amount if there is a bull surge in 2030.

Potential Highs & Lows of TONIC

</table

	Min	Average	Max
1H	\$ 0.000000026756	\$ 0.000000028314	\$ 0.000000030128
1D	\$ 0.000000026753	\$ 0.000000028242	\$ 0.000000029125
7D	\$ 0.000000026281	\$ 0.000000027996	\$ 0.000000029439
30D	\$ 0.000000026281	\$ 0.000000030618	\$ 0.000000034356
90D	\$ 0.000000022999	\$ 0.000000028197	\$ 0.000000034356
365D	\$ 0.000000022999	\$ 0.000000048452	\$ 0.000000122386

Is TONIC a Good Investment?

Tonic has done well in recent years, but it is currently fighting alongside other tokens for the top spot. Based on this year's performance evaluation, we can see that Tonic is expanding at a sluggish rate. But among Blockchain initiatives with a real-world application, Tonic has seen some of the most rapid growth. And robust cryptos with practical applications can be. Our price research suggests that purchasing Tonic for the long haul is a viable option.

Tonic and other Cryptocurrencies may appear to be trending upwards at the moment, but their prices are extremely volatile and may suddenly reverse. If you are a savvy investor who prefers to invest over the long haul, Tonic may be a good option for you. Cryptocurrencies are currently both the most lucrative and perilous investments available. Do your risk management homework before making any financial commitments.

Will TONIC Hit 1 Cent?

Many cryptocurrency investors have been wondering if Tonic would reach 1 cent in value as the project develops. Based on historical data, it appears that Tonic may be able to earn the desired 1 cent. However, it won't be breaking the 1-cent barrier very soon. Our long-term Tonic forecast puts its potential value at 1 cent during the next decade.

Tonic is a fantastic initiative that serves a practical purpose. Nothing is unattainable in the cryptocurrency market. A strong bull run or bear rally can wipe out all the price projections in a matter of seconds, as we have seen in the past, making it difficult to claim that the price predictions can be correct. Our Tonic token price prediction assumes that more investors will be drawn to the Tonic business, increasing the likelihood that the token price will rise to 1 cent.

[TRADE_PLUGIN]BTCUSDT,ETHUSDT[/TRADE_PLUGIN]

FAQs

1. Is Tectonic a good investment?

In the past year, Tectonic was one of the most discussed currencies in the crypto space. In light of this, it is prudent to assert that TONIC is an excellent investment.

2. In five years, how much will Tectonic be worth?

Given the increased popularity of cryptocurrencies and Tectonic, a long-term investment in TONIC could result in a five-year price increase to \$0.000001.

3. In ten years, how much will Tectonic be worth?

As with any investment, if you invest in Tectonic today you can anticipate a long-term increase. Within the next ten years, the price of TONIC may reach \$0.000002 per unit.

[TRADE_PLUGIN]BTCUSDT,ETHUSDT[/TRADE_PLUGIN]

Conclusion

Since its inception, Tectonic has had a dismal track record. Investors have shunned very low pricing because of its low market cap and big total supply of 500T. Tectonic's crypto community can earn a lot of money by staking their coins. After registering 0 APY for a few days and seeing its price decline, it has faced backlash.

A poor track record since its inception, Tectonic. Investors have shied away from extremely low pricing because of TONIC's modest market capitalization and high total supply of 500 trillion TONIC coins. Tectonic has been criticized because it reported 0 APY for a few days and saw its price drop, despite its promise of a high staking interest for its crypto community.

Tectonic is an excellent investment because of its wide range of applications, relevance, and promise. To be clear, making an investment decision does not depend on these estimates. Even with Tectonic, you need to do your due diligence before investing.

The price of the TONIC token could surge if the current crypto market downturn subsides and the Tectonic protocol conducts actions to increase demand for the token. It's possible that Tonic's price will climb in the future if it provides its clients with value and improves its performance; otherwise, the currency will plummet.

One of the most cost-effective cryptocurrencies to buy is TONIC, with over one billion tokens available for less than \$200 at the current market value. Investors should exercise caution, however, since this does not imply that TONIC will see a significant increase in value.

Due to its usefulness and performance, Tonic's value will rise in the future; otherwise, the coin would fall.

[TRADE_PLUGIN]BTCUSDT,ETHUSDT[/TRADE_PLUGIN]

Where to Trade Crypto Futures?

You can trade crypto futures on BTCC Now. Over 300 USDT-margined perpetual trading pairs are available for users to trade, including many popular altcoins and meme-coins.

[**Trade crypto futures Now**](#)

You can deposit and receive up to [10,055 USDT](#) now when you sign up and verify your account on BTCC. Every new user gets a **10 USDT** coupon after completing their registration. You will also get an additional **20 USDT** coupon on completing your KYC verification.

[Check more details.](#)

[**GET 10 USDT WELCOME BONUS**](#)

About BTCC

BTCC is a leading cryptocurrency trading platform that is distinguished by its ability to balance the simplicity of use with advanced features. It provides a comprehensive educational program through the BTCC Academy, 24/7 customer support, and robust security to both novices and experts. BTCC is a top choice for digital asset investors due to its emphasis on user contentment, which fosters a secure and informed trading environment across a variety of cryptocurrencies.

BTCC is one of the few exchanges in the market that offers high-leverage options for investors and concentrates extensively on futures trading. Users have access to more than 300 USDT-margined perpetual trading pairs, which encompass numerous prominent altcoins and meme-coins. Additionally, the platform has recently implemented spot trading to facilitate novice users who may not be acquainted with futures trading.

- **Established Reputation:** BTCC is one of the oldest and most well-known cryptocurrency exchanges, having been operational since 2011. Its history in the market enhances its credibility and trustworthiness.

- **A Diverse Selection of Cryptocurrencies:** BTCC allows customers to access and exchange a wide range of digital assets.
- **Margin and Futures Trading:** BTCC provides margin and futures trading options, allowing customers to expand their trading holdings and potentially increase their profits.
- **Proficient Trading Instruments:** such as real-time market data, trading charts, and technical analysis indicators. These tools can help users make informed trading decisions.
- **Security Measures:** BTCC values security and uses a variety of safeguards to secure customer payments and information. This includes two-factor authentication (2FA) and cold storage of cryptocurrency assets.

BTCC Guide:

- [How to Trade Crypto Futures Contracts on BTCC](#)
- [BTCC Guide-How to Deposit Crypto on BTCC?](#)
- [What is Crypto Futures Trading - Beginner's Guide](#)
- [What is Leverage in Cryptocurrency? How Can I Trade at 100X Leverage?](#)
- [BTCC Review 2024: Best Crypto Futures Exchange](#)

Crypto Buying Guides:

- [How To Buy Bitcoin \(BTC\)](#)
- [How To Buy Pico](#)
- [How To Buy Ethereum \(ETH\)](#)
- [How To Buy Dogecoin \(DOGE\)](#)
- [How To Buy Pepe Coin \(PEPE\)](#)
- [How To Buy Ripple \(XRP\)](#)

Crypto Prediction:

- [Ethereum \(ETH\) Price Prediction 2024, 2025, 2030 — Will ETH Reach \\$10,000?](#)
- [Ethereum Price Prediction 2024, 2025, 2030: How High Can ETH Go in 2024?](#)
- [Bitcoin \(BTC\) Price Prediction 2024, 2025, 2030 — Is BTC a Good Investment?](#)
- [Ripple \(XRP\) Price Prediction 2024, 2025, 2030 — Will XRP Reach \\$1 After SEC Lawsuit?](#)
- [Pi Coin Price Prediction 2024,2025,2030 — Is Pi Coin a Good Buy?](#)

- [Pepe \(PEPE\) Price Prediction 2024, 2025, 2030 - Will PEPE Reach \\$1](#)