

Deposit to earn rewards

Sign up and deposit to receive up to **10,055 USDT** in bonuses.
Exclusive for new users only.

Get it now

[PDF Database Document] - BTCC Cryptocurrency Exchange

Original:

<https://www.btcc.com/en-US/academy/research-analysis/stellar-lumens-xlm-price-prediction-2023-2025-2030-is-xlm-a-good-investment>

Will XLM Reach \$1? Stellar Lumens (XLM) Price Prediction 2025, 2026, 2030

Stellar ([XLM](#)) network is today one of the best platforms for facilitating faster and easier international financial transactions. This guide will offer you the latest XLM price prediction for 2023, 2025 and 2030, and its potential prospects as a long-term investment.

The Stellar Lumens price prediction has always been a concern to the marketers and investors. At the end of this review, the future of Stellar XLM will be revealed to you. We will try to answer these frequently asked questions: Will XLM reach \$1? Can XLM reach \$50 or how much will XLM be worth in 2030?

Before diving into the Stellar XLM price prediction and discussing numbers that might get you bored for no reason at all, let's take a look at Stellar's basic overview, its fundamentals and price history.

[TRADE_PLUGIN]XLMUSDT,BTCUSDT[/TRADE_PLUGIN]

What is Stellar Lumens (XLM)?

Launched in July 2014, Stellar Lumens is an open-source decentralized payments network, which aims to increase financial inclusion by creating accessible, fast, cheap, and easy-to-use global

payment systems, so that all world's financial systems can unite together to work on a unified solo network.

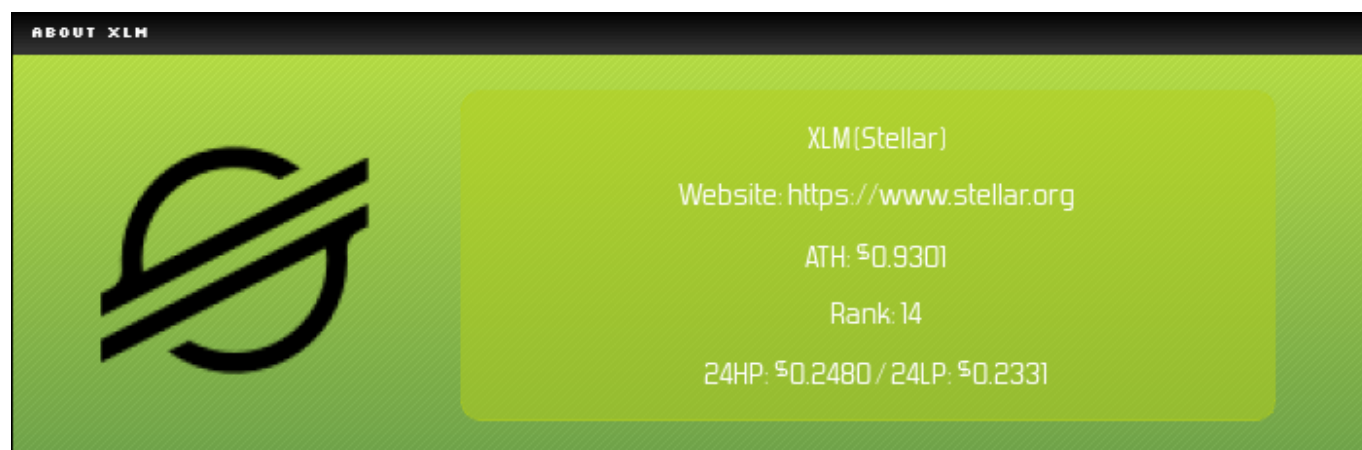
The Stellar network makes transactions seamless and reduces fees for micro-payments and remittances in order to make financial services affordable and accessible to the world.


You might also hear Stellar and Stellar Lumens used interchangeably, but Stellar is the name of the network itself, while Lumens (XLM) is the native token that powers the platform. Lumens is not only used to pay transaction fees on Stellar, but also act as the intermediate currency for users to execute trades quickly.

Stellar network's built-in protocol can automatically convert money sent through Stellar to Lumens and then to the desired coin. For example, if you want to send [ETH](#) to a [BTC wallet](#), the protocol will automatically swap ETH for XLM, swap the XLM for BTC and then send the BTC to the specified wallet address. To the user, it essentially allows for the automatic payment of ETH to a BTC wallet. In the process, Stellar will combine different protocols needed and automatically complete the entire conversion in one place within seconds, which drastically lowers transaction costs.

Due to the extremely low cost and high transaction speed, Stellar becomes the preferred choice of many global financial institutions. Any financial institution can integrate with Stellar and avoid the hassle of building its own payment gateway. This integration connects these global players in such a way that interoperability and communication among different systems are seamless, making it easy to send and receive money from anywhere in the world.

Stellar's native token, XLM, has been in the list of top 30 cryptocurrencies since launch. And as the network is not based on the proof-of-work ([PoW](#)) consensus, Stellar (XLM) is also considered as one of the most eco-friendly cryptocurrencies. XLM's largest competitor is Ripple ([XRP](#)), another protocol offering somewhat similar services.



	
Cryptocurrency	Stellar
Token	XLM
Price	\$ 0.2462 ▲ 5.19%
Rank	14
Market Cap	\$ 7.6B
24H Trading Volume	\$ 204.8M
All-time High	\$ 0.9301
All-time Low	\$ 0.0012
24 High	\$ 0.2480
24 Low	\$ 0.2331
Cycle High	\$ 0.7965 / 2021-05-16 09:50:00
Cycle Low	\$ 0.0277 / 2020-03-13 02:15:00
Update Time	2025-04-13 00:31:01

[TRADE_PLUGIN]XLMUSDT,BTCUSDT[/TRADE_PLUGIN]

Stellar Lumens (XLM) Price Performance

Here’s a quick recap of the price performance in \$XLM.

Price Change 1H Percent	-0.24%
Price Change 1D Percent	5.19%

Price Change 7D Percent	-1.81%
Price Change 30D Percent	-9.57%
Price Change 90D Percent	-41.75%
Price Change 365D Percent	115.81%

Stellar Lumens (XLM) Technical Analysis

All financial markets use moving averages (MA), a well-liked indicator that smoothes price movement over a predetermined period of time. Since they are a trailing indication, past price activity has an impact on them. The simple moving average (SMA) and exponential moving average (EMA) are the two forms of moving averages shown in the table below.

Daily Simple Moving Average (SMA) & Daily Exponential Moving Average (EMA)
Date Calculated:2025-03-04

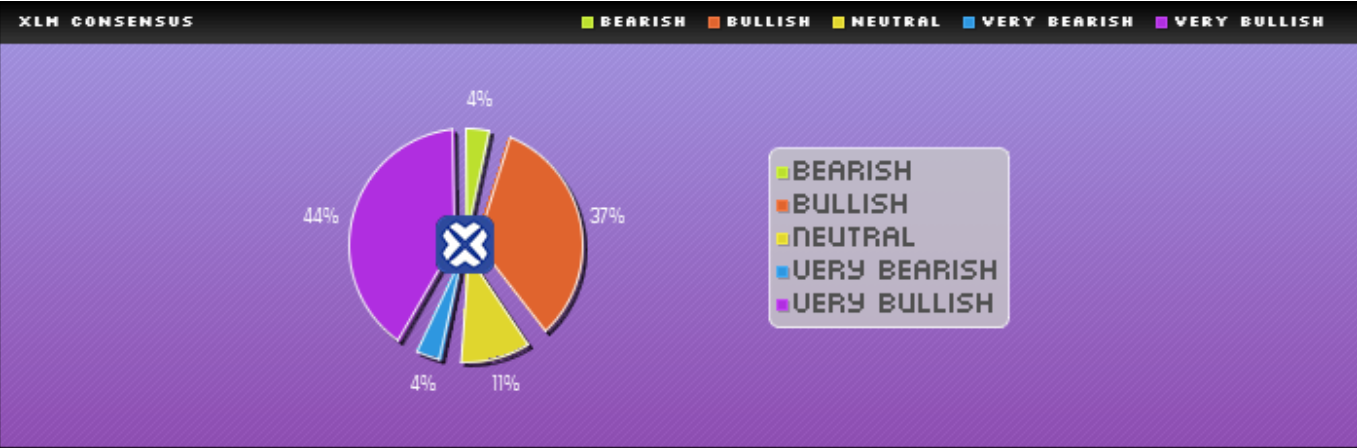
3_SMA	\$ 0.3195	3_EMA	\$ 0.2945
5_SMA	\$ 0.3058	5_EMA	\$ 0.3103
10_SMA	\$ 0.3078	10_EMA	\$ 0.3103
20_SMA	\$ 0.3234	20_EMA	\$ 0.3197
21_SMA	\$ 0.3232	21_EMA	\$ 0.3208
50_SMA	\$ 0.3698	50_EMA	\$ 0.3474
100_SMA	\$ 0.4017	100_EMA	\$ 0.3414
200_SMA	\$ 0.2567	200_EMA	\$ 0.2883

Weekly Simple Moving Average (SMA) & Weekly Exponential Moving Average (EMA)
Date Calculated:2025-03-04

21_SMA_weekly	\$ 0.3148	21_EMA_weekly	\$ 0.3162
50_SMA_weekly	\$ 0.1924	50_EMA_weekly	\$ 0.2370

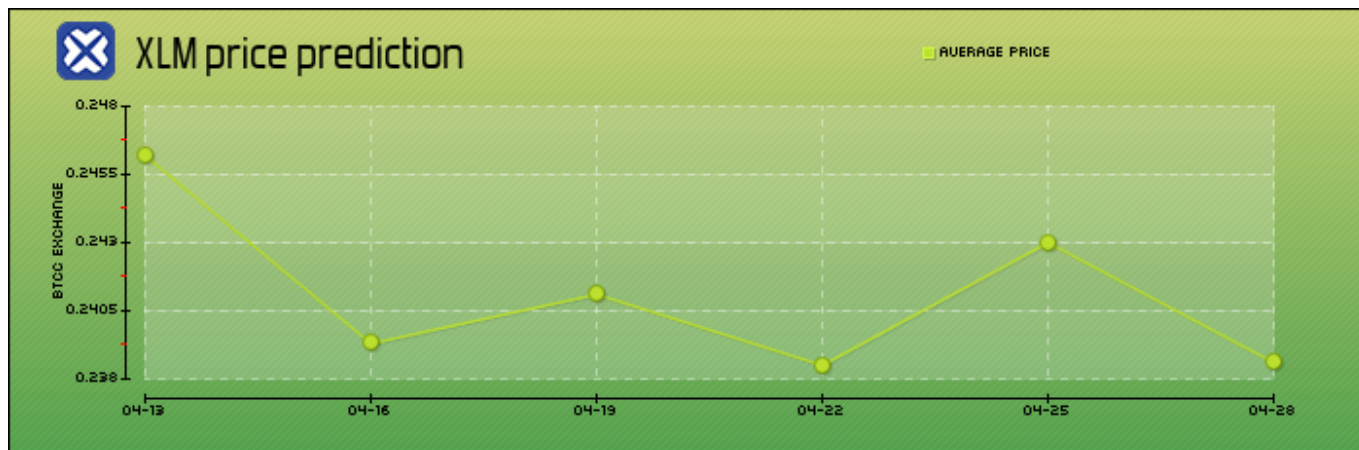
100_SMA_weekly	\$ 0.1540	100_EMA_weekly	\$ 0.1899
200_SMA_weekly	\$ 0.1789	200_EMA_weekly	\$ 0.1708

XLM Consensus Rating



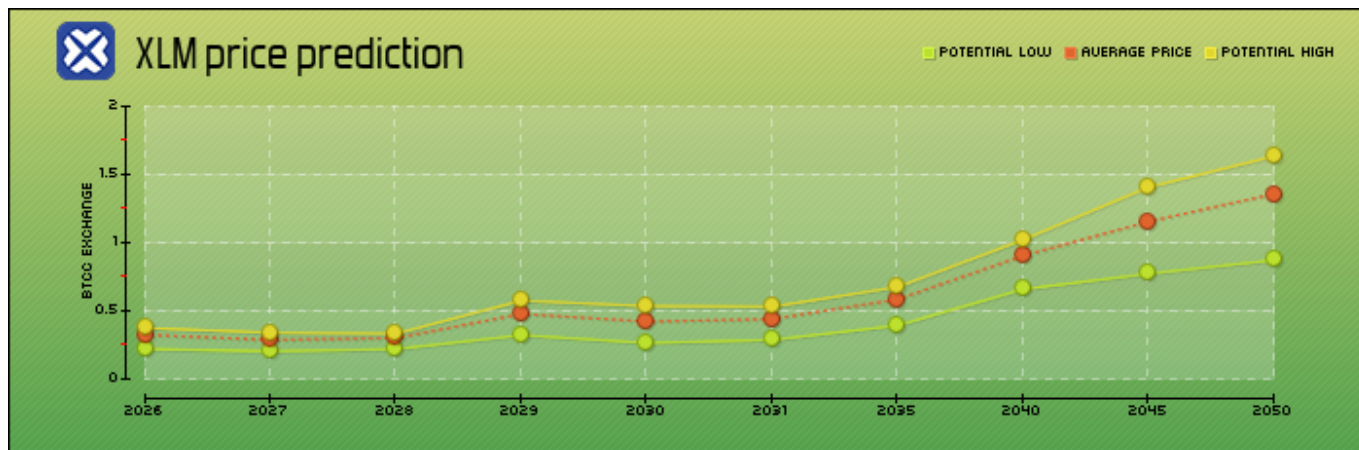
Very bearish	Bearish	Neutral	Bullish	Very bullish
4	4	12	40	48

Stellar Lumens (XLM) Price Prediction for Today, Tomorrow and Next Week



Date	Price Prediction	Change
04-13	\$ 0.2462	0.00%
04-16	\$ 0.2393	-2.79%
04-19	\$ 0.2411	-2.06%
04-22	\$ 0.2385	-3.13%
04-25	\$ 0.2430	-1.32%
04-28	\$ 0.2386	-3.11%

Stellar Lumens (XLM) Price Prediction for 2025-2050



Year	Yearly Low	Yearly Average	Yearly High
2026	\$ 0.2203	\$ 0.3248	\$ 0.3740
2027	\$ 0.2029	\$ 0.2870	\$ 0.3406
2028	\$ 0.2198	\$ 0.3005	\$ 0.3330
2029	\$ 0.3216	\$ 0.4776	\$ 0.5750
2030	\$ 0.2645	\$ 0.4218	\$ 0.5351
2031	\$ 0.2873	\$ 0.4400	\$ 0.5308
2035	\$ 0.3928	\$ 0.5842	\$ 0.6749
2040	\$ 0.6585	\$ 0.9036	\$ 1.0213
2045	\$ 0.7722	\$ 1.1543	\$ 1.4069
2050	\$ 0.8719	\$ 1.3569	\$ 1.6338

Stellar Lumens (XLM) Price Prediction 2025

With the arrival of 2025, optimism regarding XLM's market success has been reignited. Predictions for 2025 show that the XLM coin will soar beyond the \$0.50 psychological barrier and reach a maximum value of \$0.515234.

But if bears keep their grip on the market and the asset gives in to pressure, it can go back to its lowest point of 0.087461. The year 2025 is a long shot for a decline below this level.

[TRADE_PLUGIN]XLMUSDT,BTCUSDT[/TRADE_PLUGIN]

Stellar Lumens (XLM) Price Prediction 2026

After 2025's wild price swings, investors are still pessimistic about XLM's potential in 2026. Under optimistic assumptions, experts predict that the asset's value might reach a peak of \$0.308244 in 2026.

In contrast, if the token's price falls precipitously in 2026 due to adverse sentiment, its value is projected to drop to at least 0.112302 by year's end.

Stellar Lumens (XLM) Price Prediction 2030

In 2030, towards the decade's close, Stellar's value might take another little tumble, circling back around the same range with somewhat lower peaks. By 2030, the XLM price prediction shows that the asset might be worth as much as \$0.405044.

However, if the asset's value drops due to a bearish control, its price can hit a low of 0.114598 by 2030.

[TRADE_PLUGIN]XLMUSDT,BTCUSDT[/TRADE_PLUGIN]

Potential Highs and Lows of XLM

Our long-term \$XLM price prediction acknowledges that because to their viral, hype-driven nature, meme currencies are extremely unpredictable and challenging to predict. We have therefore established both our target pricing and possible high and low prediction.

	Min	Average	Max
1H	\$ 0.2458	\$ 0.2465	\$ 0.2475
1D	\$ 0.2331	\$ 0.2405	\$ 0.2480
7D	\$ 0.2014	\$ 0.2334	\$ 0.2543
30D	\$ 0.2014	\$ 0.2653	\$ 0.3017
90D	\$ 0.2014	\$ 0.3252	\$ 0.5127
365D	\$ 0.0763	\$ 0.2046	\$ 0.6266

[TRADE_PLUGIN]XLMUSDT,BTCUSDT[/TRADE_PLUGIN]

Will XLM Reach \$1?

It is believed that the \$1 price target is within Stellar's reach and seems pretty grounded in reality. As Stellar continues expanding its ecosystem with new users and partnerships, its fundamentals may grow strong enough to support this valuation. Some bullish Stellar XLM price predictions think that Stellar could cross the \$1 mark with a potential high of \$1.29 by the end of 2030.

[TRADE_PLUGIN]XLMUSDT,BTCUSDT[/TRADE_PLUGIN]

Stellar Lumens (XLM) Price Prediction: Conclusion

If we look at the account and cryptocurrency market cap conditions after the COVID-19 pandemic, we can see that it is a solid investment. Stellar price predictions and news articles about Stellar Lumens suggest that its price action might shift, and that it could reach its price target and beyond. Therefore, XLM has the potential to become a viable long-term investment alternative for traders in the future.

Stellar price, on the other hand, is one of the digital good investment possibilities available, and XLM, along with a handful of other crypto assets, has a high crypto exchange rating. This link will take you to a different coin prediction.

[TRADE_PLUGIN]XLMUSDT,BTCUSDT[/TRADE_PLUGIN]

Stellar Lumens (XLM) Price Prediction: FAQs

Does Stellar still have a future?

So far Stellar Lumens is ranked in the top 20 cryptocurrencies by market cap and is favored by most crypto enthusiasts. According to experts opinions, XLM is expected to have outstanding potentials to

reach new heights in the long term.

Can XLM reach \$5 dollars?

The most bullish XLM price prediction from algorithmic forecasting tools *Changelly* estimated XLM crypto to reach \$3.47 by 2032. While the Stellar (XLM) price may experience some upward movement, reaching a high of \$5 seems unlikely based on the available data and market conditions.

Will XLM reach \$10?

Based on current trends of Stellar (XLM), as per our analysis, it would be difficult for Stellar to reach \$10 in the near future. But that doesn't mean that the coin doesn't have potential, anything can happen in the world of the crypto market. Though target of \$10 seems impossible for XLM, we do believe that XLM can hit \$1 in the future.

How high can XLM realistically go?

As per our Stellar price prediction 2023, the maximum price XLM can reach is \$0.21 in 2023, and the minimum price will be \$0.16. At the same time, XLM's average trading price is expected around \$0.165.

What will XLM be worth in 2025?

Our Stellar XLM price prediction 2025 forecasts that XLM is estimated to reach a maximum price of \$0.37 in 2025. The minimum price could be \$0.32.

What will XLM be worth in 5 years?

Based on the rising popularity of Stellar XLM, a long-term investment in XLM could see the coin price rise to \$0.48 within the next 5 years.

How much will XLM be worth in 2030?

Based on our Stellar Lumens price prediction 2030, Stellar XLM is predicted to reach a maximum price of \$0.69 by 2030. And on the downside, the low might be around \$0.60.

Is Stellar Lumens a good investment?

Yes. Analysts from WalletInvestor and TradingBeasts consider Stellar XLM to be a good investment idea. It is expected that XLM coin may show a positive trend in the long term. Please always do your own research before opening a trade.

Can Stellar Lumens reach \$20?

No. According to our analysis, there is no evidence that Stellar will reach \$20.

Can Stellar reach \$50?

No. According to our analysis, there is no evidence that Stellar XLM will reach \$50.

Will Stellar reach \$100 dollars?

No. According to our analysis, there is no evidence that Stellar will reach \$100.

Can Stellar reach \$1000 dollars?

No. According to our analysis, there is no evidence that Stellar will reach \$1000.

Can Stellar Lumens reach \$10,000?

No. According to our analysis, there is no evidence that Stellar will reach \$10,000.

[TRADE_PLUGIN]XLMUSDT,BTCUSDT[/TRADE_PLUGIN]

Why Choose BTCC?

BTCC is known as the world's longest-running exchange. Since its establishment, the platform has withstood multiple bull and downturn markets without reporting a single hacking incident, making it one of the most trusted exchanges in existence.



The firm's products are designed to meet the needs and desires of both rookie and experienced traders. Here are five reasons for using the exchange:

- **Available Cryptocurrencies on the Exchange**

As a leading cryptocurrency exchange, BTCC's platform supports over 300 cryptocurrencies, allowing investors to diversify their digital portfolios and explore numerous investment opportunities in the digital currency market. The site also provides access to newer but equally intriguing alternatives, including Litecoin (LTC) and Ripple (XRP).

The number of trading coins is projected to increase as BTCC is committed to innovation and adopting new yet promising digital currencies in order to reach a wider spectrum of traders.

- **Easy to use**

When choosing a decent cryptocurrency exchange, simplicity of use is an important thing to consider. The BTCC app has an intuitive and user-friendly layout that is appropriate for both new and experienced traders, making trading on the platform simple and efficient. It contains features like as price alerts and real-time market data, which improve the trading experience. The program also includes security features like two-factor authentication and cold storage for cash.

The site includes a competent charting system that displays information such as a cryptocurrency's 24-hour price movement, 24-hour low/high, and daily volume. These features make it simple to use and available to the great majority.

- **Reputable Customer Service**

BTCC has a good reputation in terms of customer service. The exchange offers users service via live

chat and email on its website. It has official accounts on several social media platforms, including X (previously Twitter), LinkedIn, Instagram, YouTube, and Facebook. The website also has a part with blogs, news, and support centres for users who require assistance.

When users encounter problems or have complaints while using the cryptocurrency exchange, they can receive prompt customer service via email and live chat. BTCC provides 24/7 online customer care.

- **BTCC Trading Features and Tools**

BTCC offers a wide range of trading services, including spot trading, futures trading, and margin trading. It offers high leverage choices for many trading pairs, making it suited for a wide range of traders.

- **Welcome Bonus and Campaigns**

BTCC currently provides several campaigns. Investors can join in these campaigns and earn interesting prizes. For example, new users can earn rewards up to 10,055 USDT by completing relevant missions such as registration, identity verification, making first deposits, and cumulative futures trading volume. Existing users can earn up to 1,255 USDT per referral when they invite their friends to join BTCC.

[**Trade on BTCC Now**](#)

BTCC FAQs

Is BTCC safe?

Based on its track record since 2011, BTCC has established itself as a secure cryptocurrency exchange. There have been no reports of fraudulent activity involving user accounts or the platform's infrastructure. By enforcing mandatory know-your-customer (KYC) and anti-money laundering (AML) procedures, the cryptocurrency trading platform gives consumers greater security. For operations like withdrawals, it also provides extra security features like two-factor authentication (2FA).

Is KYC Necessary for BTCC?

Indeed. Before using BTCC goods, users must finish the Know Your Customer (KYC) process. A facial recognition scan and legitimate identification documents must be submitted for this process. Usually, it is finished in a few minutes. This procedure has the benefit of strengthening the security of the exchange and satisfying legal requirements.

Because their accounts will have a lower daily withdrawal limit, those who do not finish their KYC are unable to make deposits. It should be noted that those who present a legitimate ID without a facial recognition scan will likewise have restricted withdrawal options.

Is There a Mobile App for BTCC?

Indeed. For users of iOS and Android, BTCC has a mobile app. The exchange's website offers the mobile app for download. Since both the web version and the mobile app have the same features and capabilities, they are comparable.

Will I Have to Pay BTCC Trading Fees?

Indeed. BTCC levies a fee for trade, just like a lot of other centralised exchanges. Each user's VIP level, which is unlocked according to their available money, determines the different costs. The BTCC website provides information on the charge rates.

Can I Access BTCC From the U.S.?

You can, indeed. According to its website, BTCC has obtained a crypto license from the US Financial Crimes Enforcement Network (FinCEN), which enables the cryptocurrency exchange to provide its services to investors who are headquartered in the US.

According to BTCC's User Agreement document, its goods are not allowed to be used in nations and organisations that have been sanctioned by the United States or other nations where it has a licence.

BTCC Guide:

- [How to Trade Crypto Futures Contracts on BTCC](#)
- [BTCC Guide-How to Deposit Crypto on BTCC?](#)

- [What is Crypto Futures Trading - Beginner's Guide](#)
- [What is Leverage in Cryptocurrency? How Can I Trade at 100X Leverage?](#)
- [BTCC Review 2024: Best Crypto Futures Exchange](#)

Crypto Buying Guides:

- [How To Buy Bitcoin \(BTC\)](#)
- [How To Buy Picooin](#)
- [How To Buy Ethereum \(ETH\)](#)
- [How To Buy Dogecoin \(DOGE\)](#)
- [How To Buy Pepe Coin \(PEPE\)](#)
- [How To Buy Ripple \(XRP\)](#)

Crypto Prediction:

- [Ethereum \(ETH\) Price Prediction 2024, 2025, 2030 — Will ETH Reach \\$10,000?](#)
- [Ethereum Price Prediction 2024, 2025, 2030: How High Can ETH Go in 2024?](#)
- [Bitcoin \(BTC\) Price Prediction 2024, 2025, 2030 — Is BTC a Good Investment?](#)
- [Ripple \(XRP\) Price Prediction 2024, 2025, 2030 — Will XRP Reach \\$1 After SEC Lawsuit?](#)
- [Pi Coin Price Prediction 2024,2025,2030 — Is Pi Coin a Good Buy?](#)
- [Pepe \(PEPE\) Price Prediction 2024, 2025, 2030 - Will PEPE Reach \\$1](#)