

Deposit to earn rewards

Sign up and deposit to receive up to **10,055 USDT** in bonuses.
Exclusive for new users only.

Get it now

[PDF Database Document] - BTCC Cryptocurrency Exchange

Original:

<https://www.btcc.com/en-US/academy/research-analysis/pudgy-penguins-pengu-price-prediction-2025-2030-is-pengu-a-good-investment>

Pudgy Penguins (PENGU) Price Prediction 2025,2026,2030-Is PENGU a Good Investment?

Key Takeaways:

- The price range for the bullish pudgy penguin is \$0.25 to \$1.
- According to analysis, the price of PENGU may surpass \$0.45.
- For 2025, the PENGU bearish market price forecast is \$0.15.

With support from one of the most powerful communities in the industry, Pudgy Penguins has emerged as a major player in the cryptocurrency space. With millions of fans and more than 50 billion views, the Penguin has become a genuine cultural icon, thanks to everything from big businesses wearing it to appearances in ETF advertisements.

PENGU makes it possible for the hundreds of millions of people who see and share Pudgy Penguins every day, as well as the ever-expanding Pudgy Penguin fanbase, to join The Huddle. It stands for positivity, community, and memes.

[Trade on BTCC Now](#)

/ You can claim a welcome reward of up to 10,055 USDT

What is Pudgy Penguins (PENGU) ?

Now live on the Solana blockchain is the Pudgy Penguins ecosystem token, PENGU. Of the entire 88.88 billion PENGU coins, 25.9% are reserved for the Pudgy Penguins ecosystem members through an airdrop claim.

The parent firm of Pudgy Penguin on X (previously known as Twitter), Igloo Inc., stated that “Pudgy Penguins grows by reaching an entirely new audience” with the introduction of PENGU on Solana.

In the past three years, Pudgy Penguins has emerged as a symbol of cryptocurrency.

Pudgy Penguins has become an ingrained part of popular culture, with millions of viewers, millions of followers, and more than 50 billion views.

The token’s initial release was on Solana, but it will soon be available on Ethereum and Abstract, Igloo Inc.’s consumer-focused layer-2 scaling network for Ethereum.

To Netz, tokenization is fundamentally about “alignment,” and the PENGU token gives the world’s millions of Pudgy Penguin lovers a way to engage with the brand.

ABOUT PENGU


PENGU (Pudgy Penguins)

Website: <https://pudgypenguins.com/>

ATH: \$0.0528

Rank: 42

24HP: \$0.0384 / 24LP: \$0.0348

	
Cryptocurrency	Pudgy Penguins
Token	PENGU
Price	\$ 0.0419 ▲ 7.20%
Rank	42
Market Cap	\$ 2.6B
24H Trading Volume	\$ 2.5B
All-time High	\$ 0.0528
All-time Low	\$ 0.0037
24 High	\$ 0.0384
24 Low	\$ 0.0348
Cycle High	\$ 0.0458 / 2025-07-23 02:30:00
Cycle Low	\$ 0.0037 / 2025-04-09 01:30:00
Update Time	2025-08-14 12:36:01

Pudgy Penguins (PENGU) Price Performance

Here's a quick recap of the price performance in PENGU.

Price Change 1H Percent	-1.54%
Price Change 1D Percent	7.20%
Price Change 7D Percent	37.08%
Price Change 30D Percent	352.27%
Price Change 90D Percent	238.27%
Price Change 365D Percent	-20.55%

Pudgy Penguins (PENGU) Technical Analysis

All financial markets use moving averages (MA), a well-liked indicator that smoothes price movement over a predetermined period of time. Since they are a trailing indication, past price activity has an impact on them. The simple moving average (SMA) and exponential moving average (EMA) are the two forms of moving averages shown in the table below.

Daily Simple Moving Average (SMA) & Daily Exponential Moving Average (EMA)

Date Calculated:2025-08-13 00:00:00

3_SMA	\$ 0.0260	3_EMA	\$ 0.0339
5_SMA	\$ 0.0313	5_EMA	\$ 0.0299
10_SMA	\$ 0.0338	10_EMA	\$ 0.0229
20_SMA	\$ -1.0000	20_EMA	\$ -1.0000
21_SMA	\$ 0.0359	21_EMA	\$ 0.0162
50_SMA	\$ 0.0284	50_EMA	\$ 0.0122
100_SMA	\$ 0.0204	100_EMA	\$ 0.0132
200_SMA	\$ -1.0000	200_EMA	\$ -1.0000

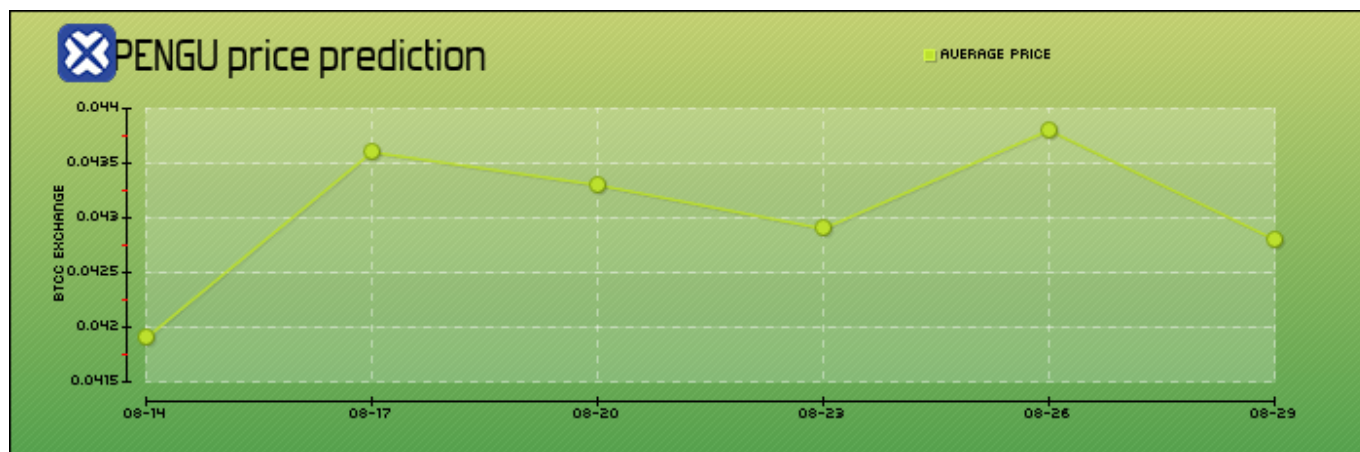
Weekly Simple Moving Average (SMA) & Weekly Exponential Moving Average (EMA)

Date Calculated:2025-08-13 00:00:00

21_SMA_weekly	\$ -1.0000	21_EMA_weekly	\$ -1.0000
50_SMA_weekly	\$ -1.0000	50_EMA_weekly	\$ -1.0000
100_SMA_weekly	\$ -1.0000	100_EMA_weekly	\$ -1.0000
200_SMA_weekly	\$ -1.0000	200_EMA_weekly	\$ -1.0000

Short-Term Pudgy Penguins (PENGU) Price Prediction

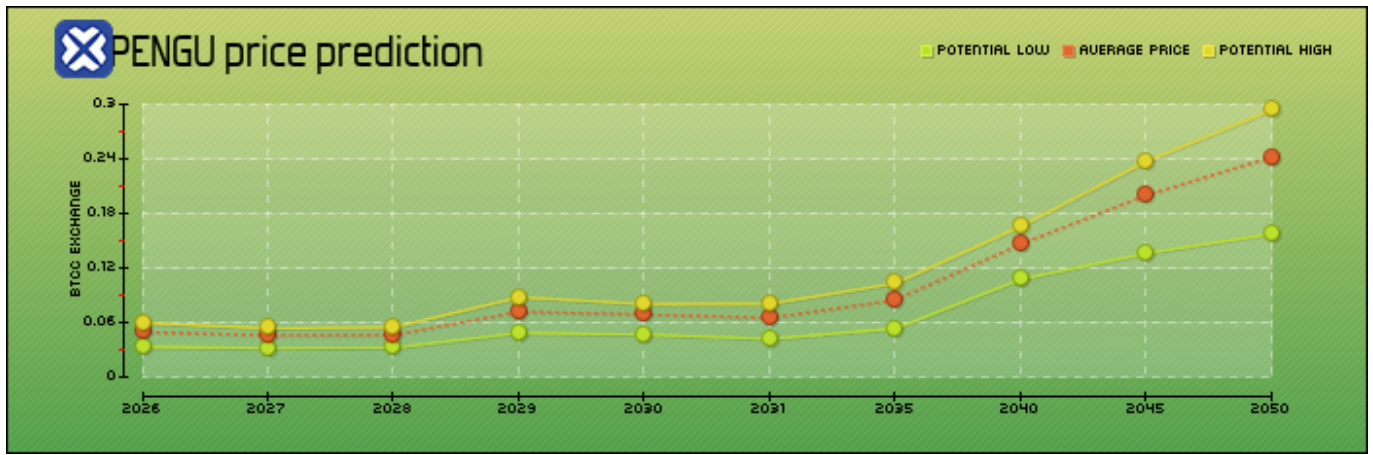
Over the next few days, PENGU will reach the highest price of \$ 0.0293 on Jan 2, 2025, which would represent 5.27% growth compared to the current price.



Date	Price Prediction	Change
08-14	\$ 0.0419	0.00%
08-17	\$ 0.0436	4.06%
08-20	\$ 0.0433	3.37%
08-23	\$ 0.0429	2.41%
08-26	\$ 0.0438	4.55%
08-29	\$ 0.0428	2.07%

Pudgy Penguins (PENGU) Price Prediction 2025-2030

Over the next several years, PENGU is projected to increase, with prices potentially reaching \$ 0.0535 by 2030. The long-term forecast suggests a bullish trend, with potential highs of \$ 0.1930 and lows of \$ 0.1086 over the period.



Year	Yearly Low	Yearly Average	Yearly High
2026	\$ 0.0333	\$ 0.0495	\$ 0.0596
2027	\$ 0.0318	\$ 0.0460	\$ 0.0536
2028	\$ 0.0324	\$ 0.0464	\$ 0.0548
2029	\$ 0.0486	\$ 0.0719	\$ 0.0878
2030	\$ 0.0468	\$ 0.0689	\$ 0.0802
2031	\$ 0.0420	\$ 0.0651	\$ 0.0807
2035	\$ 0.0535	\$ 0.0848	\$ 0.1031
2040	\$ 0.1077	\$ 0.1464	\$ 0.1660
2045	\$ 0.1362	\$ 0.2000	\$ 0.2375
2050	\$ 0.1575	\$ 0.2420	\$ 0.2938

Pudgy Penguins (PENGU) Price Prediction 2025

Consistently trading below the 50-day exponential moving average, PENGU maintained a tight accumulation band throughout the first quarter. As shown by the price's rejection from the 20-EMA and 50-EMA bands and its protracted sideways movement, the price hovered between \$0.0065 and \$0.0112. The building had no forward motion, but its rounded base suggested a possible reversal. Low volatility and reduced volume were characteristics of this phase. As sentiment was still bouncing back from previous losses, the average price stayed modest at \$0.0090.

During the second quarter, PENGU managed to break above the \$0.010 mark, turn the 50-EMA (~\$0.0073) into support, and get close to the 200-EMA resistance (at \$0.0125). Accompanying the breakout were rising momentum indicators, such as an RSI above 80 and a positive widening of the MACD, as well as strong volume. A strong confirmation of a mid-term bullish structure was seen as price pushed toward \$0.014-\$0.015 and briefly peaked around \$0.0205. We anticipate that the average price will close this quarter near \$0.0158, laying a solid foundation for what's to come.

Minor corrections or flattening out may occur in the third quarter as traders cash in on the strong Q2 rally. Potentially, the price might make another run at the \$0.0115-\$0.0125 area, which contains the flipped 200-EMA and the zone of previous breakout. Maintaining this level of support might pave the way for PENGU to make a new higher low and get ready for another leg up. A measured rally might bring the token back up to \$0.0228, assuming brand growth and ecosystem engagement continue. During this stage, the average price should level out at about \$0.0175.

The deciding factor will most likely occur in the last quarter of 2025. If the uptrend structure holds and market sentiment stays bullish, PENGU could potentially test its annual ceiling near \$0.0240. A possible Fibonacci extension from the breakout in Q2 and a significant historical resistance zone are both intersect at this level. Minimum support is maintained above \$0.0128, and the average price might end up around \$0.0195. Excessive volume and active participation from new buyers, possibly prompted by listings or big brand news, would be necessary for any breakout above \$0.0240.

Pudgy Penguins (PENGU) Price Prediction 2026

Once a more solid trend forms above the 200-day exponential moving average (EMA), PENGU is likely to continue its upward trajectory from 2025. Its digital and retail ecosystem is gradually integrating tokens, which could lead to an average price of about \$0.0280 and a possible high of \$0.0425 due to strong brand momentum. Whenever there are macro corrections, support in the \$0.0120 range is going to be really important.

Pudgy Penguins (PENGU) Price Prediction 2027

If PENGU's ecosystem becomes standard in Web3 games and merchandise-linked NFTs by 2027, the company might experience a new growth spurt. A possible high of \$0.0770 and an average price of \$0.0520 are both possible outcomes of increased investor interest and liquidity. A significant catalyst for long-term growth could be the introduction of staking or gamified utility.

Pudgy Penguins (PENGU) Price Prediction 2030

By 2030, PENGU hopes to have established itself as a fully-fledged ecosystem token, backed by digital identification, merchandise royalties, and ongoing user participation. Under bullish conditions, a price ceiling of \$0.1580 would be reasonable, while an average price of \$0.1180 would represent organic growth. As part of a consistent, long-term range, the token may find strategic support close to \$0.0720.

Potential Highs & Lows of PENGU

Our long-term PENGU price projection acknowledges that because to their viral, hype-driven nature, meme currencies are extremely unpredictable and challenging to predict. We have therefore established both our target pricing and possible high and low estimations.

	Min	Average	Max
1H	\$ 0.0332	\$ 0.0358	\$ 0.0362
1D	\$ 0.0354	\$ 0.0371	\$ 0.0384
7D	\$ 0.0345	\$ 0.0376	\$ 0.0415
30D	\$ 0.0291	\$ 0.0364	\$ 0.0458

90D	\$ 0.0078	\$ 0.0208	\$ 0.0458
365D	\$ 0.0037	\$ 0.0172	\$ 0.0528

Is Pengu a Good Investment?

Like every meme coin, Pengu offers a high-risk, high-reward investment opportunity. Pengu is a great option for those interested in trading meme currencies because of its high level of validity and its listing on Binance and Crypto.com.

Pengu has a lot of potential benefits, but its rapidly decreasing value also means it could have a lot of potential drawbacks. For those who enjoy riding the ebb and flow of new digital assets, Pengu might be a pleasant addition to their portfolio. However, it is important to exercise prudence and never overinvest in anything.

Lastly, be sure to keep a close eye on the market since this little penguin might throw a wrench into everything!

Conclusion

It's worth noting that there may be seemingly contradicting pricing estimates. The future worth of any cryptocurrency cannot be predicted with any degree of certainty. Predicting prices involves a lot of variables, which is why this is the case. A coin's price might be drastically affected by a single announcement at any one moment. Any technological advancements made to the project or fluctuations in the market can have an impact on the value of a single coin. You should never put your money into a cryptocurrency without first doing your own investigation.

FAQs

1. What time will Binance list PENGU?

On December 17 at 14:00 UTC, PENGU will be listed on Binance along with trading pairs like PENGU/USDT and PENGU/BNB.

2. What is the anticipated pricing of PENGU on the day of launch?

With a market valuation of up to \$7 billion, PENGU's price is anticipated to fluctuate between \$0.07 and \$0.10 on launch day.

3. Why is PENGU the subject of so much hype?

The Binance listing, PENGU's powerful NFT branding, and its devoted community are the main sources of the hype, which increases trading volume and investor interest.

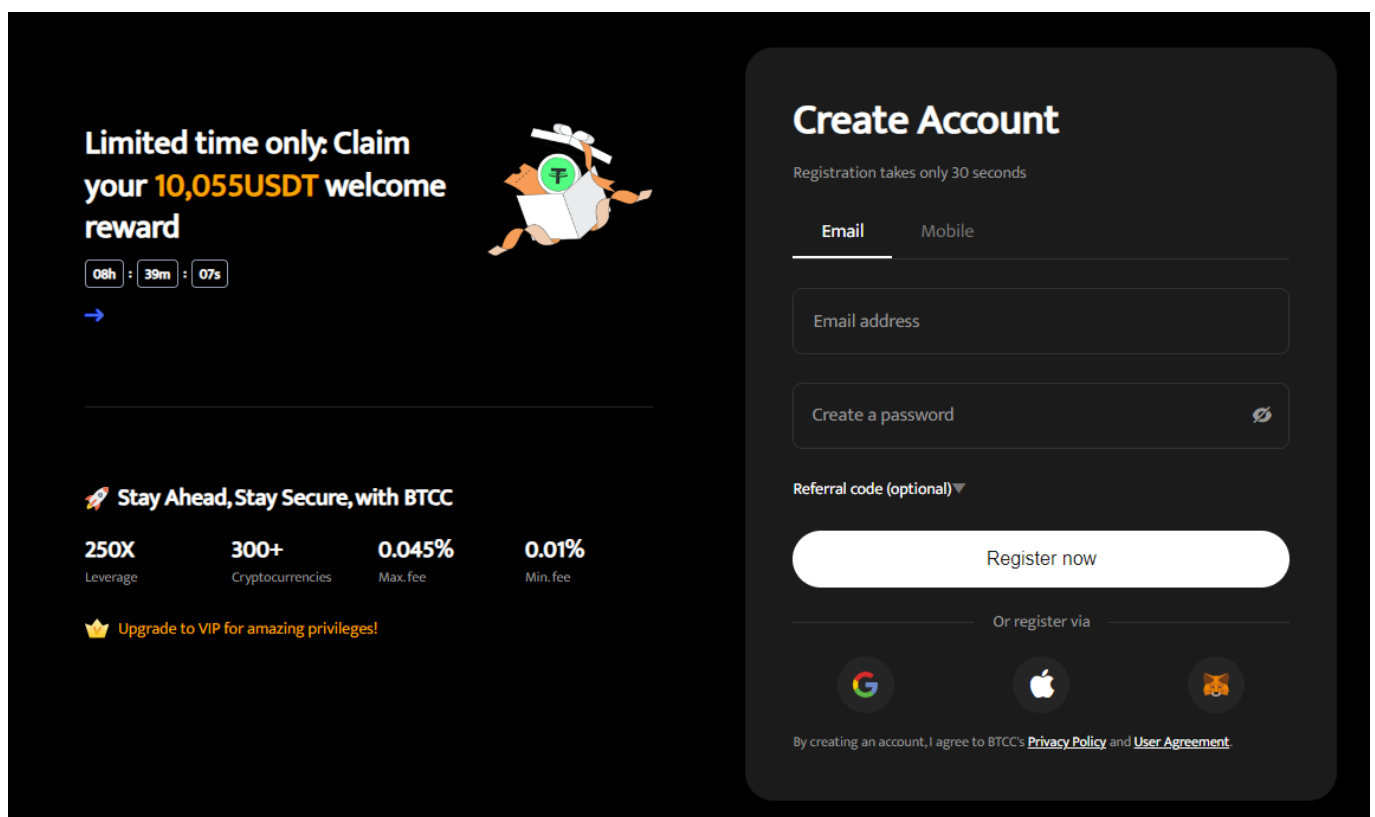
Massive hype is generated by the post Pudgy Penguins (PENGU) Price Prediction 2024-2028: Binance Listing. Could PENGU Reach \$7 Billion Following the Launch of Binance? first surfaced on

How to Trade Crypto on BTCC?

This brief instruction will assist you in registering for and trading on the BTCC exchange.

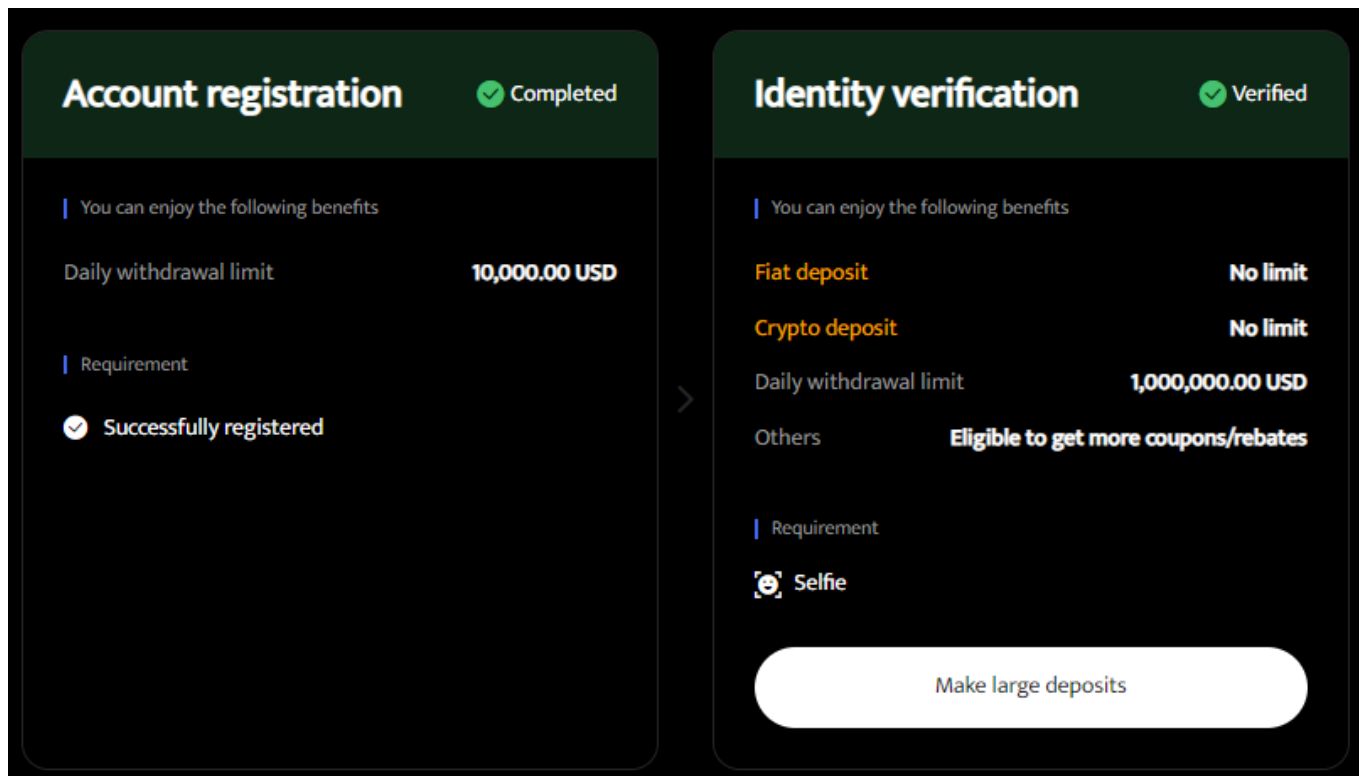
Step 1: Register an account

The first step is to hit the “Sign Up” button on the BTCC website or app. Your email address and a strong password are all you need. After completing that, look for a verification email in your inbox. To activate your account, click the link in the email.



Step 2: Finish the KYC

The Know Your Customer (KYC) procedure is the next step after your account is operational. The main goal of this stage is to maintain compliance and security. You must upload identification, such as a passport or driver's license. You'll receive a confirmation email as soon as your documents are validated, so don't worry—it's a quick process.



Step 3. Deposit Funds

After that, adding money to your account is simple. BTCC provides a range of payment options, such as credit cards and bank transfers. To get your money into your trading account, simply choose what works best for you, enter the amount, and then follow the instructions.

- **Fiat Deposit.** Buy USDT using Visa/Mastercard (KYC required).
- **Crypto Deposit.** Transfer crypto from another platform or wallet.

Fund Your Account



I don't have crypto assets



Fiat Deposit

Fund your account with USDT using
Visa/Mastercard



P2P

Buy and sell cryptos with flexible payment
methods and 0 transaction fees.



I have crypto assets



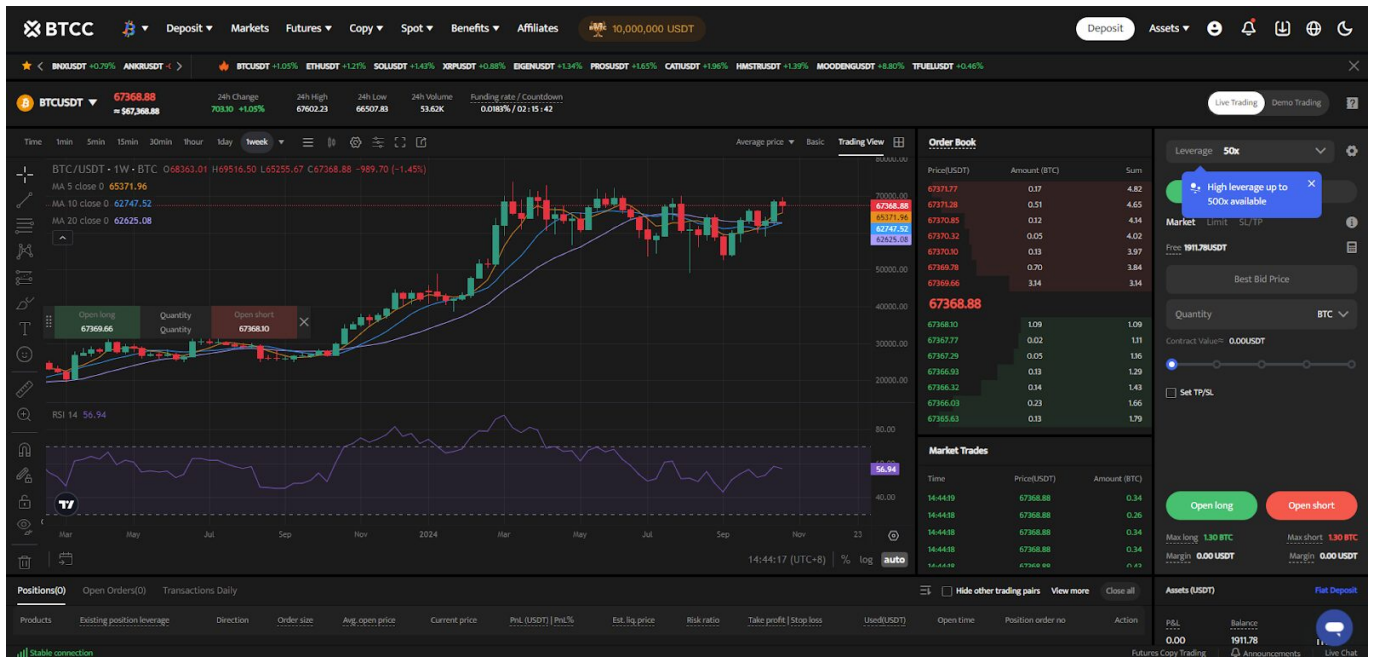
Crypto Deposit

Get the deposit address for BTC, ETH, or any
other crypto and deposit via the blockchain.



Step 4. Start Trading

If you wish to follow profitable traders, you might go for copy trading, futures, or spot trading. After choosing your order type and the cryptocurrency you wish to trade, press the buy or sell button. Managing your portfolio and keeping track of your trades is made simple by the user-friendly interface.



Look more for details: [How to Trade Crypto Futures Contracts on BTCC](#)

BTCC FAQs

Is BTCC safe?

Based on its track record since 2011, BTCC has established itself as a secure cryptocurrency exchange. There have been no reports of fraudulent activity involving user accounts or the platform's infrastructure. By enforcing mandatory know-your-customer (KYC) and anti-money laundering (AML) procedures, the cryptocurrency trading platform gives consumers greater security. For operations like withdrawals, it also provides extra security features like two-factor authentication (2FA).

Is KYC Necessary for BTCC?

Indeed. Before using BTCC goods, users must finish the Know Your Customer (KYC) process. A facial recognition scan and legitimate identification documents must be submitted for this process. Usually, it is finished in a few minutes. This procedure has the benefit of strengthening the security of the exchange and satisfying legal requirements.

Because their accounts will have a lower daily withdrawal limit, those who do not finish their KYC are unable to make deposits. It should be noted that those who present a legitimate ID without a facial recognition scan will likewise have restricted withdrawal options.

Is There a Mobile App for BTCC?

Indeed. For users of iOS and Android, BTCC has a mobile app. The exchange's website offers the mobile app for download. Since both the web version and the mobile app have the same features and capabilities, they are comparable.

Will I Have to Pay BTCC Trading Fees?

Indeed. BTCC levies a fee for trade, just like a lot of other centralised exchanges. Each user's VIP level, which is unlocked according to their available money, determines the different costs. The BTCC website provides information on the charge rates.

Can I Access BTCC From the U.S?

You can, indeed. According to its website, BTCC has obtained a crypto license from the US Financial Crimes Enforcement Network (FinCEN), which enables the cryptocurrency exchange to provide its services to investors who are headquartered in the US.

According to BTCC's User Agreement document, its goods are not allowed to be used in nations and organisations that have been sanctioned by the United States or other nations where it has a licence.

BTCC Guide:

- [How to Trade Crypto Futures Contracts on BTCC](#)
- [BTCC Guide-How to Deposit Crypto on BTCC?](#)
- [What is Crypto Futures Trading - Beginner's Guide](#)
- [What is Leverage in Cryptocurrency? How Can I Trade at 100X Leverage?](#)
- [BTCC Review 2024: Best Crypto Futures Exchange](#)

Crypto Buying Guides:

- [How To Buy Bitcoin \(BTC\)](#)
- [How To Buy Pico](#)
- [How To Buy Ethereum \(ETH\)](#)
- [How To Buy Dogecoin \(DOGE\)](#)
- [How To Buy Pepe Coin \(PEPE\)](#)
- [How To Buy Ripple \(XRP\)](#)

Crypto Prediction:

- [Ethereum \(ETH\) Price Prediction 2024, 2025, 2030 — Will ETH Reach \\$10,000?](#)
- [Ethereum Price Prediction 2024, 2025, 2030: How High Can ETH Go in 2024?](#)
- [Bitcoin \(BTC\) Price Prediction 2024, 2025, 2030 — Is BTC a Good Investment?](#)
- [Ripple \(XRP\) Price Prediction 2024, 2025, 2030 — Will XRP Reach \\$1 After SEC Lawsuit?](#)
- [Pi Coin Price Prediction 2024,2025,2030 — Is Pi Coin a Good Buy?](#)
- [Pepe \(PEPE\) Price Prediction 2024, 2025, 2030 - Will PEPE Reach \\$1](#)

