

Deposit to earn rewards

Sign up and deposit to receive up to **10,055 USDT** in bonuses.
Exclusive for new users only.

Get it now

[PDF Database Document] - BTCC Cryptocurrency Exchange

Original:

https://www.btcc.com/en-US/academy/research-analysis/pi-network-releases-final-kyc-deadline-final-opportunity-to-protect-your-pi?utm_source=GW_SEO&utm_medium=wppage140707&utm_campaign=en-US

Pi Network Releases Final KYC Deadline: Final Opportunity to Protect Your Pi!

Key Takeaways:

- Pioneers have till March 14, 2025, to finish KYC and move [Pi](#) to Mainnet.
- After the deadline, unconfirmed Pi holders run the danger of losing the majority of their [Pi](#) balance.
- Verification is encouraged by Pi Network in order to preserve network integrity, security, and decentralization.

In order to give users one last opportunity to confirm their accounts before they lose access to unclaimed Pi balances, Pi Network has extended the deadline for the KYC and Mainnet migration for the final time. If you miss this, your Pi can be permanently lost.

Many Pioneers have been anticipating—or dreading—this moment. The ultimate date has arrived after years of suspense and digging. No more postponements. No more second chances. This is your last chance to finish KYC if you haven't already.

Before the timer goes off, read on to learn everything you need to know.

[TRADE_PLUGIN]BTCUSDT,ETHUSDT[/TRADE_PLUGIN]

A Last Chance for Dormant Pioneers

There will be one more opportunity for early Pioneers who may have been inactive to confirm their identification and move their Pi to the Mainnet, thanks to the deadline extension.

Unverified and unclaimed Pi has also been a source of concern for Pi Network developers. With the launch of the Open Network, it is no longer viable to store substantial quantities of unconfirmed Pi in mobile wallets. The integrity and decentralization of the network depend on this last addition.



[Download App for Android](#)

[Download App for iOS](#)

What Comes Next If the Deadline Isn't Met?

Pioneers will have a significant portion of their mobile balance drained if they do not finish KYC and move their Pi before March 14, 2025. Nonetheless, any Pi that was mined within the preceding six months would remain accessible, according to Pi Network's clarification.

If they want to keep their assets, users of older, unconfirmed Pi will need to take action before the deadline.

Pi Coin Price Prediction

The value of Pi Coin is the subject of increasing conjecture as the Pi Network ecosystem continues to grow. The token's value just reached \$2.15, a 10% increase in only 24 hours. If the current upward trend keeps up, Pi might reach \$3 or \$5 soon, according to analysts.

Pioneers who have not yet finished KYC should do it without delay, since the last deadline has been established. Before it's too late, here is your final opportunity to protect your Pi.



[Download App for Android](#)

[Download App for iOS](#)

Why Choose BTCC?

BTCC is known as the world's longest-running exchange. Since its establishment, the platform has withstood multiple bull and downturn markets without reporting a single hacking incident, making it one of the most trusted exchanges in existence.



The firm's products are designed to meet the needs and desires of both rookie and experienced

traders. Here are five reasons for using the exchange:

- **Available Cryptocurrencies on the Exchange**
- **Easy to use**
- **Reputable Customer Service**
- **BTCC Trading Features and Tools**
- **Welcome Bonus and Campaigns**

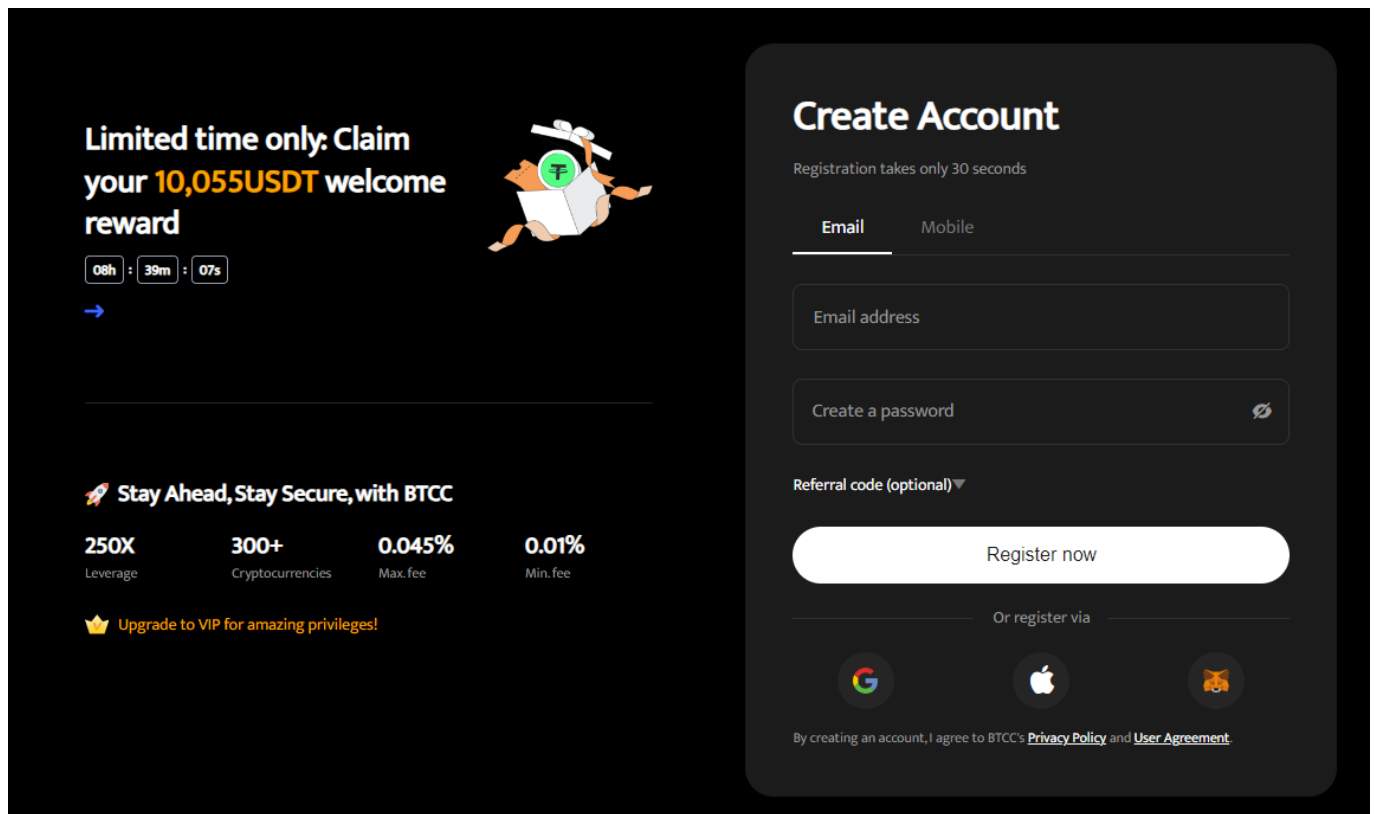
[**Trade on BTCC Now**](#)

How to Trade Crypto on BTCC?

This brief instruction will assist you in registering for and trading on the BTCC exchange.

Step 1: Register an account

The first step is to hit the “Sign Up” button on the BTCC website or app. Your email address and a strong password are all you need. After completing that, look for a verification email in your inbox. To activate your account, click the link in the email.



Step 2: Finish the KYC

The Know Your Customer (KYC) procedure is the next step after your account is operational. The main goal of this stage is to maintain compliance and security. You must upload identification, such as a passport or driver's license. You'll receive a confirmation email as soon as your documents are validated, so don't worry—it's a quick process.



Step 3. Deposit Funds

After that, adding money to your account is simple. BTCC provides a range of payment options, such as credit cards and bank transfers. To get your money into your trading account, simply choose what works best for you, enter the amount, and then follow the instructions.

Fund Your Account



I don't have crypto assets



Fiat Deposit

Fund your account with USDT using
Visa/Mastercard



P2P

Buy and sell cryptos with flexible payment
methods and 0 transaction fees.



I have crypto assets



Crypto Deposit

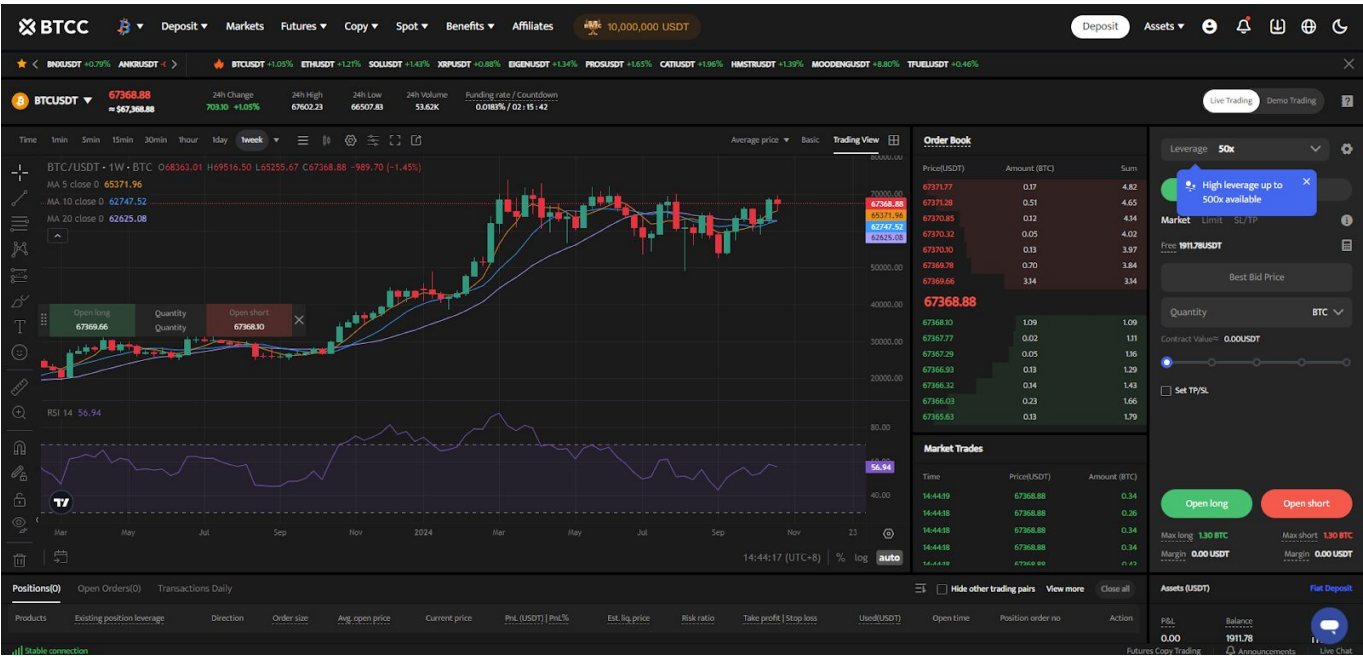
Get the deposit address for BTC, ETH, or any
other crypto and deposit via the blockchain.




Step 4. Start Trading

If you wish to follow profitable traders, you might go for copy trading, futures, or spot trading. After choosing your order type and the cryptocurrency you wish to trade, press the buy or sell button. Managing your portfolio and keeping track of your trades is made simple by the user-friendly

interface.



Look more for details: [How to Trade Crypto Futures Contracts on BTCC](#)



[Download App for Android](#)

[Download App for iOS](#)

BTCC FAQs

Is BTCC safe?

Based on its track record since 2011, BTCC has established itself as a secure cryptocurrency exchange. There have been no reports of fraudulent activity involving user accounts or the platform's infrastructure. By enforcing mandatory know-your-customer (KYC) and anti-money laundering (AML) procedures, the cryptocurrency trading platform gives consumers greater security. For operations like withdrawals, it also provides extra security features like two-factor authentication (2FA).

Is KYC Necessary for BTCC?

Indeed. Before using BTCC goods, users must finish the Know Your Customer (KYC) process. A facial recognition scan and legitimate identification documents must be submitted for this process. Usually, it is finished in a few minutes. This procedure has the benefit of strengthening the security of the exchange and satisfying legal requirements.

Because their accounts will have a lower daily withdrawal limit, those who do not finish their KYC are unable to make deposits. It should be noted that those who present a legitimate ID without a facial recognition scan will likewise have restricted withdrawal options.

Is There a Mobile App for BTCC?

Indeed. For users of iOS and Android, BTCC has a mobile app. The exchange's website offers the mobile app for download. Since both the web version and the mobile app have the same features and capabilities, they are comparable.

Will I Have to Pay BTCC Trading Fees?

Indeed. BTCC levies a fee for trade, just like a lot of other centralised exchanges. Each user's VIP level, which is unlocked according to their available money, determines the different costs. The BTCC website provides information on the charge rates.

Can I Access BTCC From the U.S.?

You can, indeed. According to its website, BTCC has obtained a crypto license from the US Financial Crimes Enforcement Network (FinCEN), which enables the cryptocurrency exchange to provide its services to investors who are headquartered in the US.

According to BTCC's User Agreement document, its goods are not allowed to be used in nations and

organisations that have been sanctioned by the United States or other nations where it has a licence.

BTCC Guide:

- [How to Trade Crypto Futures Contracts on BTCC](#)
- [BTCC Guide-How to Deposit Crypto on BTCC?](#)
- [What is Crypto Futures Trading - Beginner's Guide](#)
- [What is Leverage in Cryptocurrency? How Can I Trade at 100X Leverage?](#)
- [BTCC Review 2024: Best Crypto Futures Exchange](#)

Crypto Buying Guides:

- [How To Buy Bitcoin \(BTC\)](#)
- [How To Buy Picooin](#)
- [How To Buy Ethereum \(ETH\)](#)
- [How To Buy Dogecoin \(DOGE\)](#)
- [How To Buy Pepe Coin \(PEPE\)](#)
- [How To Buy Ripple \(XRP\)](#)

Crypto Prediction:

- [Ethereum \(ETH\) Price Prediction 2024, 2025, 2030 — Will ETH Reach \\$10,000?](#)
- [Ethereum Price Prediction 2024, 2025, 2030: How High Can ETH Go in 2024?](#)
- [Bitcoin \(BTC\) Price Prediction 2024, 2025, 2030 — Is BTC a Good Investment?](#)
- [Ripple \(XRP\) Price Prediction 2024, 2025, 2030 — Will XRP Reach \\$1 After SEC Lawsuit?](#)
- [Pi Coin Price Prediction 2024,2025,2030 — Is Pi Coin a Good Buy?](#)
- [Pepe \(PEPE\) Price Prediction 2024, 2025, 2030 - Will PEPE Reach \\$1](#)

