

Deposit to earn rewards

Sign up and deposit to receive up to **10,055 USDT** in bonuses.
Exclusive for new users only.

Get it now

[PDF Database Document] - BTCC Cryptocurrency Exchange

Original:

<https://www.btcc.com/en-US/academy/research-analysis/intel-stock-intc-price-prediction-202320252030-is-intc-a-good-investment>

Intel Stock (INTC) Price Prediction 2024,2025,2030 – Is INTC a Good Investment?

As our economy becomes more and more digitalized, [Intel stock \(INTC\)](#) looks like it should be a winner, seizing the upside of artificial intelligence along with a larger proliferation of advanced computing requirements

However, that isn't entirely true. Investor attention has been drawn to Intel stock due to poor operational choices and financial mismanagement, but not for the intended reasons.

Intel's stock price is falling despite a per-share increase in the latter part of last year, and analysts predict little growth going forward.

We look at the logic behind analysts' INTC projections as well as the precise price forecasts for 2024, 2025, and beyond in our Intel stock forecast.

[TRADE_PLUGIN]TSLAUSDT,NVDAUSDT[/TRADE_PLUGIN]

Key Takeaways

- In addition to disappointing performance, Intel's most recent earnings release also revealed a

dismal forecast for the upcoming reporting period.

- With more innovative companies emerging, Intel is perceived as a bygone era chip manufacturer.
- The business is taking proactive measures to safeguard international supply networks, which may be advantageous.
- The majority of analysts are pessimistic, predicting little upside from the current price per share.
- The majority of “best case” scenarios suggest that Intel’s price won’t likely decline much more, which isn’t a great recommendation.

About Intel Corporation

The American multinational technology firm Intel Corporation is famous for producing the majority of the world’s microprocessors for use in personal computers. The likes of Acer, Dell, HP, and Lenovo, among others, rely on the company’s microprocessors. Most personal computers today use a microprocessor from Intel’s x86 family.

Although Intel is best known for its microprocessors, it also produces many other computing and communications-related items. Chipsets for motherboards, ICs, network interface controllers, embedded processors, graphics chips, CPUs, and SoCs are all examples of such items. A few more are vehicle automation, Wi-Fi and Bluetooth chipsets, modems, mobile phones, central processing units, flash memory, and cars.

On July 18, 1968, Gordon Moore and Robert Noyce established Intel Corporation. They were both early innovators in the field of semiconductors. Intel is often credited as a key player in Silicon Valley’s meteoric rise. The business developed the first commercial microprocessor chip in 1971 and has maintained its position as a frontrunner ever since.

Intel is a trusted brand because of the reliability of its hardware. It has strong leadership and is constantly at the forefront of technological advancement. Intel has a reputation for using aggressive and even anti-competitive methods of advertising. It has consistently defended its market share and appears to be well-positioned to take advantage of emerging technologies.

Intel (INTC) Stock Overview

ABOUT INTEL




Intel

Website: <http://www.intel.com>

ATH: \$69.29

Rank: 176

24HP: \$20.02 / 24LP: \$19.61

|  | |
|---|---|
| Stock | Intel |
| Last Price | \$ 19.95 ▲ 0.91% |
| Rank | 176 |
| Market Cap | \$ 87.3B |
| 24H Trading Volume | \$ 71.0M |
| Exchange | NASDAQ |
| Open | \$ 19.96 |
| Previous Close | \$ 19.96 |
| High | \$ 20.02 |
| Low | \$ 19.61 |
| ATH | \$ 69.29 / 2020-01-24 |
| Website | http://www.intel.com |
| CEO | Robert Holmes Swan |
| Total Employees | 110800 |
| Industry | Semiconductors |
| Address | 2200 Mission College Boulevard |
| City | Santa Clara |

| | |
|-------------|---------------------|
| State | CA |
| Country | US |
| Zip | 95054-1549 |
| Phone | 1.408.765.8080 |
| Update Time | 2025-08-11 08:57:01 |

Intel (INTC) Stock Price Performance

| | |
|---------------------------|---------|
| Price Change 1H Percent | 0.38% |
| Price Change 1D Percent | 0.91% |
| Price Change 7D Percent | 0.76% |
| Price Change 30D Percent | -15.43% |
| Price Change 90D Percent | -6.80% |
| Price Change 365D Percent | 4.34% |

[TRADE_PLUGIN]TSLAUSD,T,NVDAUSD[/TRADE_PLUGIN]

Intel (INTC) Stock Technical Analysis

Daily Simple Moving Average (SMA) & Daily Exponential Moving Average (EMA)

Date Calculated:2025-08-11

| | | | |
|--------|----------|--------|----------|
| 3_SMA | \$ 20.04 | 3_EMA | \$ 19.95 |
| 5_SMA | \$ 19.96 | 5_EMA | \$ 19.96 |
| 10_SMA | \$ 20.04 | 10_EMA | \$ 20.18 |
| 20_SMA | \$ 21.42 | 20_EMA | \$ 20.85 |

| | | | |
|---------|----------|---------|----------|
| 21_SMA | \$ 21.52 | 21_EMA | \$ 20.90 |
| 50_SMA | \$ 21.48 | 50_EMA | \$ 21.35 |
| 100_SMA | \$ 21.35 | 100_EMA | \$ 21.49 |
| 200_SMA | \$ 21.66 | 200_EMA | \$ 22.57 |

Weekly Simple Moving Average (SMA) & Weekly Exponential Moving Average (EMA)
Date Calculated:2025-08-11

| | | | |
|----------------|----------|----------------|----------|
| 21_SMA_weekly | \$ 21.44 | 21_EMA_weekly | \$ 21.34 |
| 50_SMA_weekly | \$ 21.61 | 50_EMA_weekly | \$ 23.18 |
| 100_SMA_weekly | \$ 29.65 | 100_EMA_weekly | \$ 27.08 |
| 200_SMA_weekly | \$ 34.19 | 200_EMA_weekly | \$ 32.65 |

Intel (INTC) Stock Price Predictions

Do you have any interest in buying Intel stock? If so, the following INTC stock price forecast should prove to be quite useful.

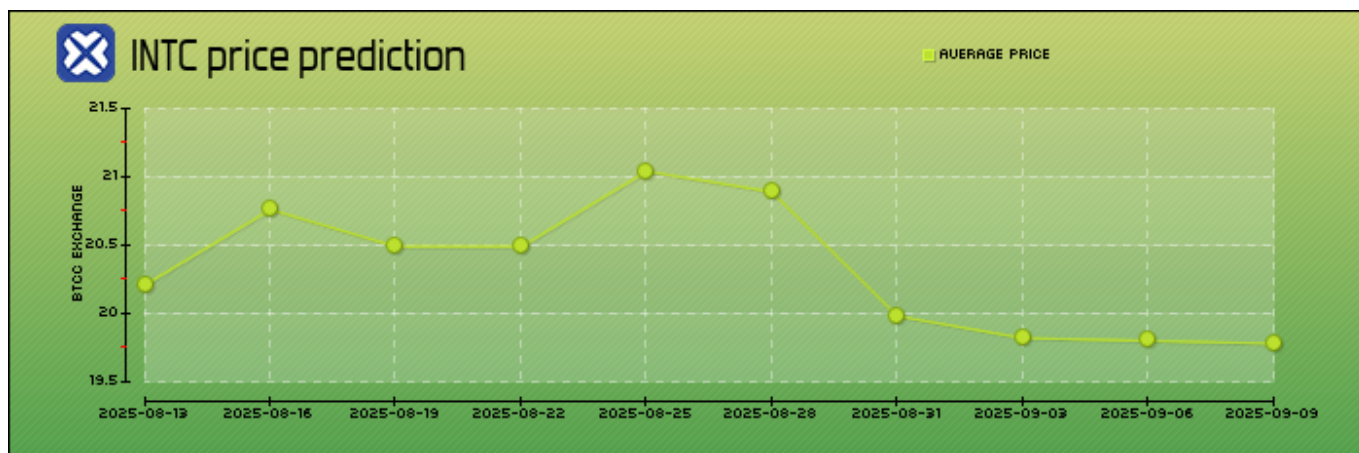
It predicts that Intel stock may be a good long-term investment. It projects that INTC stock will be worth \$69 at the end of 2024, \$77 in 2024, and \$86 on average by the end of 2025.

After examining the stock price history of Intel, we can now speculate on its future performance. Now is as good a time as any to point out that stock price forecasts are not a sure thing. Instead, these are predictions generated by a deep-learning-based system.

When projecting the future value of digital assets, we consider a number of factors, including past price data, volume fluctuations, market size, and similar stocks. However, it is prudent to view these forecasts as the educated speculation of market professionals.

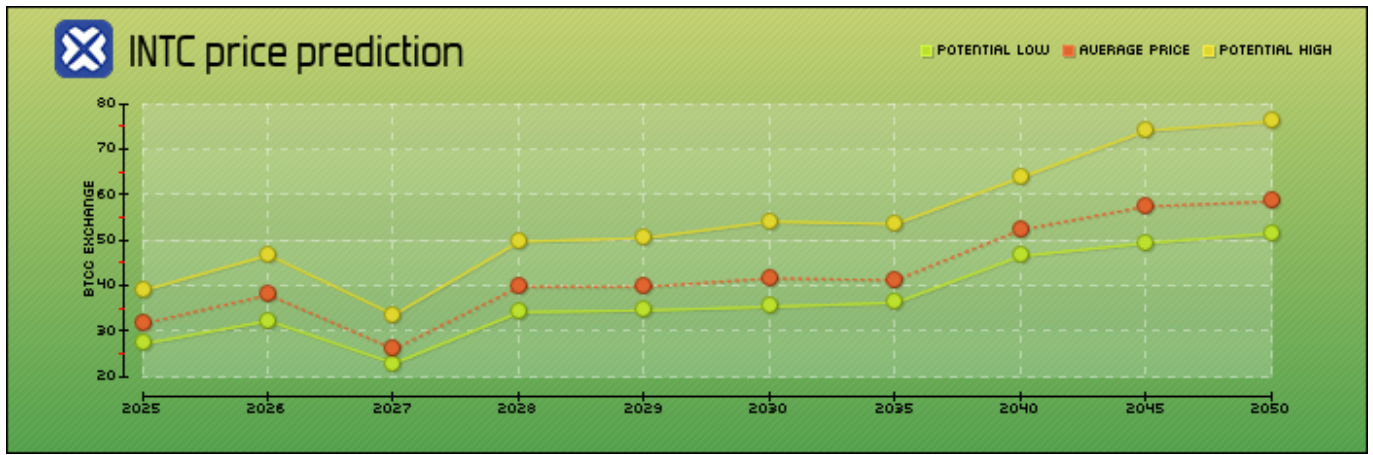
[TRADE_PLUGIN]TSLAUSDT,NVDAUSDT[/TRADE_PLUGIN]

Intel (INTC) Stock Price Prediction for Today, Tomorrow and Next Week



| Date | Price Prediction | Change |
|------------|------------------|--------|
| 2025-08-11 | \$ 19.95 | 0.00% |
| 2025-08-13 | \$ 20.21 | 1.31% |
| 2025-08-16 | \$ 20.76 | 4.05% |
| 2025-08-19 | \$ 20.49 | 2.71% |
| 2025-08-22 | \$ 20.49 | 2.69% |
| 2025-08-25 | \$ 21.04 | 5.46% |
| 2025-08-28 | \$ 20.89 | 4.71% |
| 2025-08-31 | \$ 19.98 | 0.16% |
| 2025-09-03 | \$ 19.82 | -0.65% |
| 2025-09-06 | \$ 19.80 | -0.74% |
| 2025-09-09 | \$ 19.78 | -0.88% |

Intel (INTC) Stock Price Prediction for 2025-2050



| Year | Yearly Low | Yearly Average | Yearly High |
|------|------------|----------------|-------------|
| 2025 | \$ 27.30 | \$ 31.74 | \$ 39.04 |
| 2026 | \$ 32.35 | \$ 38.06 | \$ 46.81 |
| 2027 | \$ 22.98 | \$ 26.11 | \$ 33.68 |
| 2028 | \$ 34.25 | \$ 39.83 | \$ 49.79 |
| 2029 | \$ 34.64 | \$ 39.82 | \$ 50.57 |
| 2030 | \$ 35.44 | \$ 41.69 | \$ 54.20 |
| 2035 | \$ 36.33 | \$ 41.28 | \$ 53.66 |
| 2040 | \$ 46.60 | \$ 52.36 | \$ 63.88 |
| 2045 | \$ 49.47 | \$ 57.52 | \$ 74.20 |
| 2050 | \$ 51.58 | \$ 58.61 | \$ 76.20 |

Intel (INTC) Stock Price Prediction 2024

Success in 2024 might pave the way for continued success in the following year. We anticipate that Intel's well-known marketing efforts will continue to pay off for the company in the form of increased profits and a larger share of relevant markets.

If we fast-forward to 2024, our price research predicts that Intel stock will open at \$75.97 and close at \$82.85. It is anticipated that the lowest price for INTC will be \$71.37, with a high of \$84.50.

[TRADE_PLUGIN]TSLAUSDT,NVDAUSDT[/TRADE_PLUGIN]

Intel (INTC) Stock Price Prediction 2025

Intel is the leading producer of commercial microprocessors, as was indicated earlier. It continues to dominate the market, delivering microprocessors and other devices to companies that make computer systems. Expectations for continued market domination until 2025 could have a material effect on the stock price.

According to our Intel stock price predictions for 2025, INTC is expected to have a day-to-day range of \$83.00-\$86.85. In addition, it is anticipated that the stock will sell for a minimum of \$78.23 per share in 2025, with a potential high of around \$95.48 per share.

[TRADE_PLUGIN]TSLAUSDT,NVDAUSDT[/TRADE_PLUGIN]

Intel (INTC) Stock Price Prediction 2030

This article about the future of Intel stock prices only goes as far as 2030. We think that eight years is plenty of time for Intel to continue making progress forward. There is no doubt that in eight years

the company will have expanded greatly, and that the stock price will have increased accordingly.

In 2030, we anticipate that INTC will open at \$127.50 and close at \$137.96, based on our historical data. In 2030, analysts predict that the stock will sell for at least \$115.74 per share and may fetch as much as \$139.85.

[TRADE_PLUGIN]TSLAUSDT,NVDAUSDT[/TRADE_PLUGIN]

Intel (INTC) Stock Price History

| Date | Open | High | Low | Close | Volume |
|------------|----------|----------|----------|----------|--------|
| 2017-08-11 | \$ 36.26 | \$ 36.40 | \$ 35.79 | \$ 35.87 | 19.3M |
| 2020-08-11 | \$ 49.63 | \$ 49.73 | \$ 48.06 | \$ 48.19 | 35.3M |
| 2021-08-11 | \$ 50.82 | \$ 51.32 | \$ 50.75 | \$ 51.10 | 14.2M |
| 2022-08-11 | \$ 35.37 | \$ 36.28 | \$ 35.37 | \$ 35.61 | 27.6M |
| 2023-08-11 | \$ 34.68 | \$ 34.90 | \$ 34.40 | \$ 34.80 | 18.9M |

Intel (INTC) Stock Earnings History

| Report Date | Forecasted EPS | Reported EPS | Last Year's EPS | EPS YoY Change |
|-------------|----------------|--------------|-----------------|----------------|
| 2025-07-24 | \$ 0.01 | - -0.10 | \$ 0.18 | -155.56% |
| 2025-04-24 | \$ 0.01 | \$ 0.13 | \$ 0.54 | -75.93% |
| 2024-10-31 | - -0.02 | - -0.46 | \$ 0.41 | -212.20% |

| | | | | |
|------------|---------|---------|---------|----------|
| 2024-08-01 | \$ 0.10 | \$ 0.02 | \$ 0.13 | -84.62% |
| 2024-04-25 | \$ 0.14 | \$ 0.18 | - -0.04 | -550.00% |
| 2024-01-25 | \$ 0.45 | \$ 0.54 | \$ 0.10 | 440.00% |
| 2023-10-26 | \$ 0.21 | \$ 0.41 | \$ 0.59 | -30.51% |
| 2023-07-27 | \$ 0.02 | \$ 0.13 | \$ 0.29 | -55.17% |
| 2023-04-27 | - -0.16 | - -0.04 | \$ 0.87 | -104.60% |
| 2023-01-26 | \$ 0.20 | \$ 0.10 | \$ 1.09 | -90.83% |

Intel (INTC) Stock Dividend History

| Ex-Dividend Date | Payout Amount | Declare Date | Payment Date | Stock Price |
|------------------|---------------|--------------|--------------|-------------|
| 2024-08-07 | \$ 0.13 | 2024-08-01 | 2024-09-01 | \$ 19.12 |
| 2024-05-06 | \$ 0.13 | 2024-04-25 | 2024-06-01 | \$ 30.96 |
| 2024-02-06 | \$ 0.13 | 2024-01-25 | 2024-03-01 | \$ 42.74 |
| 2023-11-06 | \$ 0.13 | 2023-10-26 | 2023-12-01 | \$ 37.95 |
| 2023-08-04 | \$ 0.13 | 2023-07-27 | 2023-09-01 | \$ 35.08 |
| 2023-05-04 | \$ 0.13 | 2023-02-22 | 2023-06-01 | \$ 31.23 |
| 2023-02-06 | \$ 0.37 | 2023-01-26 | 2023-03-01 | \$ 28.70 |
| 2022-11-04 | \$ 0.37 | 2022-09-16 | 2022-12-01 | \$ 28.13 |
| 2022-08-04 | \$ 0.37 | 2022-07-14 | 2022-09-01 | \$ 31.66 |
| 2022-05-05 | \$ 0.37 | 2022-04-14 | 2022-06-01 | \$ 44.21 |

Is Intel Stock (INTC) a Good Investment?

The historical performance of Intel (INTC) stock justifies an investment. Despite the stock's history of declines, it has shown remarkable improvement over the years. Early shareholders who stuck with the company through thick and thin no doubt saw substantial returns on their investment.

Our forecast for Intel's share price indicates there are compelling arguments in favor of purchasing the company's stock. According to our projections, INTC's share price will rise during the next few years. If you invest while the price is still reasonable, you will increase your future returns.

Before we move on, it's vital to note that trading equities isn't without its risks. For example, Intel stock (INTC) exhibits the same degree of volatility as the rest of the market. In the next days/months/years, the price will continue to fluctuate up and down. You run the risk of losing some or all of your investment if you trade INTC, but the potential rewards much outweigh the dangers.

[TRADE_PLUGIN]TSLAUSDT,NVDAUSDT[/TRADE_PLUGIN]

FAQs

Will Intel's stock rise?

The price of INTC will rise over the next few years, as predicted by our models. The highest price target for the stock in 2019 is \$67.34. Intel stock is expected to reach a high of \$92.34 in the next five years and a high of \$139.87 in the next decade and a half.

Will INTC hit \$100?

It is possible for Intel stock (INTC) to reach \$100. In fact, analysts anticipate that the share price will hit \$100 by 2026. It's possible it may get there sooner, but this is the most likely scenario.

Will Intel's stock hit \$1000?

It's not out of the question that INTC's price will eventually hit \$1,000. However, we don't see this happening any time soon. Even though it could take decades, the stock price has the potential to reach that level.

[TRADE_PLUGIN]TSLAUSDT,NVDAUSDT[/TRADE_PLUGIN]

Where to Trade Tokenized Futures?

Now you can trade Tokenized futures on [BTCC](#). [BTCC](#), a [cryptocurrency exchange](#) situated in Europe, was founded in June 2011 with the goal of making crypto trading reliable and accessible to everyone. BTCC is a crypto exchange offering users liquid and low-fee futures trading of both cryptocurrencies and tokenized traditional financial instruments like stocks and commodities.

Tokenized Futures - Contract specifications

| Product | Trading hours (UTC+0) | | Leverage | Min. Lot Size | Liquidation Level |
|--|---|---|------------|--|-------------------|
| | Summer time | Winter time | | | |
| GOLDUSDT (Gold) | <u>Trading hours</u> 23:00 on Sunday - 21:45 on Friday | <u>Trading hours</u> 22:00 on Sunday - 20:45 on Friday | Up to 150x | 1 | 30% |
| SILVERUSDT (Silver) | | | | <u>Daily break</u> Every day 22:00 - 23:00 | |
| AAPLUSDT (Apple) | <u>Trading hours</u> 14:30 - 21:00 Every day from Monday to Friday | <u>Trading hours</u> 13:30 - 20:00 Every day from Monday to Friday | Up to 50x | 1 | |
| TSLAUSDT (Tesla) | | | | 1 | |
| METAUSDT (Meta) | | | | 1 | |
| TSMUSDT (Taiwan Semiconductor Manufacturing Company Limited) | | | | 1 | |
| MSFTUSDT (Microsoft) | | | | 1 | |
| AMZN (Amazon.com, Inc.) | | | | 1 | |
| KO (Coca-Cola Company) | | | | 1 | |
| NFLX (Netflix) | | | | 1 | |

BTCC offers exclusive bonus for new users. Sign up and deposit on BTCC to get up to [10,055 USDT](#) in bonuses. Meet the deposit targets within 30 days after successful registration at BTCC, and you can enjoy the bonus of the corresponding target levels. **Find out what campaigns are available now:** <https://www.btcc.com/en-US/promotions>

BTCC also has an [iOS](#) app and [Android](#) app if you prefer to trade on the go.

iOS QR Code



Android QR Code



Why Trade Tokenized Futures on BTCC

To trade Crypto futures, you can choose BTCC crypto exchange. [BTCC](#), a [cryptocurrency exchange](#) situated in Europe, was founded in June 2011 with the goal of making crypto trading reliable and accessible to everyone. Over 11 years of providing crypto futures trading services. 0 security incidents. Market-leading liquidity.

Traders may opt to trade on BTCC for a variety of reasons:

- **Security:** safe and secure operating history of 11 years. Safeguarding users' assets with multi-risk management through the ups and downs of many market cycles
- **Top Liquidity:** With BTCC's market-leading liquidity, users can place orders of any amount—whether it's as small as 0.01 BTC or as large as 50 BTC—instantly on our platform.
- **Innovative:** Trade a wide variety of derivative products including perpetual futures and tokenized USDT-margined stocks and commodities futures, which are innovative products invented by BTCC.
- **Flexible:** Select your desired leverage from 1x to 150x. Go long or short on your favourite products with the leverage you want.

[TRADE_PLUGIN]NVDAUSDT,NVDAUSDT[/TRADE_PLUGIN]

BTCC FAQs

1. Is BTCC safe?

Since its inception in 2011, BTCC has made it a priority to create a secure space for all of its visitors. Measures consist of things like a robust verification process, two-factor authentication, etc. It is considered one of the most secure markets to buy and sell cryptocurrencies and other digital assets.

2. Is it possible for me to invest in BTCC?

Users are encouraged to check if the exchange delivers to their area. Investors in BTCC must be able to deal in US dollars.

3. Can I Trade BTCC in the U.S?

Yes, US-based investors can begin trading on BTCC and access the thriving crypto asset secondary market to buy, sell, and trade cryptocurrencies.

[TRADE_PLUGIN]NVDAUSD,T,NVDAUSD[/TRADE_PLUGIN]

BTCC Guide:

- [How to Trade Crypto Futures Contracts on BTCC](#)
- [BTCC Guide-How to Deposit Crypto on BTCC?](#)
- [What is Crypto Futures Trading - Beginner's Guide](#)
- [What is Leverage in Cryptocurrency? How Can I Trade at 100X Leverage?](#)
- [BTCC Review 2024: Best Crypto Futures Exchange](#)

Crypto Buying Guides:

- [How To Buy Bitcoin \(BTC\)](#)
- [How To Buy Pico](#)

- [How To Buy Ethereum \(ETH\)](#)
- [How To Buy Dogecoin \(DOGE\)](#)
- [How To Buy Pepe Coin \(PEPE\)](#)
- [How To Buy Ripple \(XRP\)](#)

Crypto Prediction:

- [Ethereum \(ETH\) Price Prediction 2024, 2025, 2030 — Will ETH Reach \\$10,000?](#)
- [Ethereum Price Prediction 2024, 2025, 2030: How High Can ETH Go in 2024?](#)
- [Bitcoin \(BTC\) Price Prediction 2024, 2025, 2030 — Is BTC a Good Investment?](#)
- [Ripple \(XRP\) Price Prediction 2024, 2025, 2030 — Will XRP Reach \\$1 After SEC Lawsuit?](#)
- [Pi Coin Price Prediction 2024,2025,2030 — Is Pi Coin a Good Buy?](#)
- [Pepe \(PEPE\) Price Prediction 2024, 2025, 2030 - Will PEPE Reach \\$1](#)