

# Deposit to earn rewards

Sign up and deposit to receive up to **10,055 USDT** in bonuses.  
Exclusive for new users only.

Get it now

## [ PDF Database Document ] - BTCC Cryptocurrency Exchange

Original:

<https://www.btcc.com/en-US/academy/research-analysis/how-to-trade-xrp-futures-on-btcc-exchange>

### How to Trade XRP Futures on BTCC Exchange

Here we'll explain what [XRP](#) futures are, and how to use leverage in futures to amplify your returns, as well as giving a detailed guide on how to trade [XRP perpetual futures](#) on [BTCC exchange](#).

---

**Trade on BTCC with 10 FREE USDT.**

**Signup today to redeem your bonus.**

**10,055 USDT DEPOSIT BONUS**

---

XRP futures enable you to take long (you profit when market goes up) and short positions (you profit when market goes down) on XRP. Futures have in-built leverage which acts as a multiplier to your returns. Currently, the following Ripple futures contract is listed on BTCC Exchange.

## XRP Futures Contract Details

Description	XRP Perpetual
Contract Name	XRPUSDT
Max. Leverage	20x
Margin Currency	USDT
Contract Type	Perpetual Futures

## What is XRP Futures Trading?

Ripple Futures is an agreement between two parties to buy or sell XRP at a predetermined future date and price. The futures contract derives its value from the underlying cryptocurrency, Ripple in

this case. Thus the price of a XRP futures contract moves broadly in sync with the price of XRP.

Trading futures is thus an alternative to actually buying or selling the underlying crypto (aka spot trading). In spot trading, you can make profit by buying XRP low and selling it at a high price. This trade however works only in a bull market, i.e. when Ripple price is going up. However, in a bear market, there is no trade possible in spot trading. Furthermore, leverage trading is not possible in spot trading.

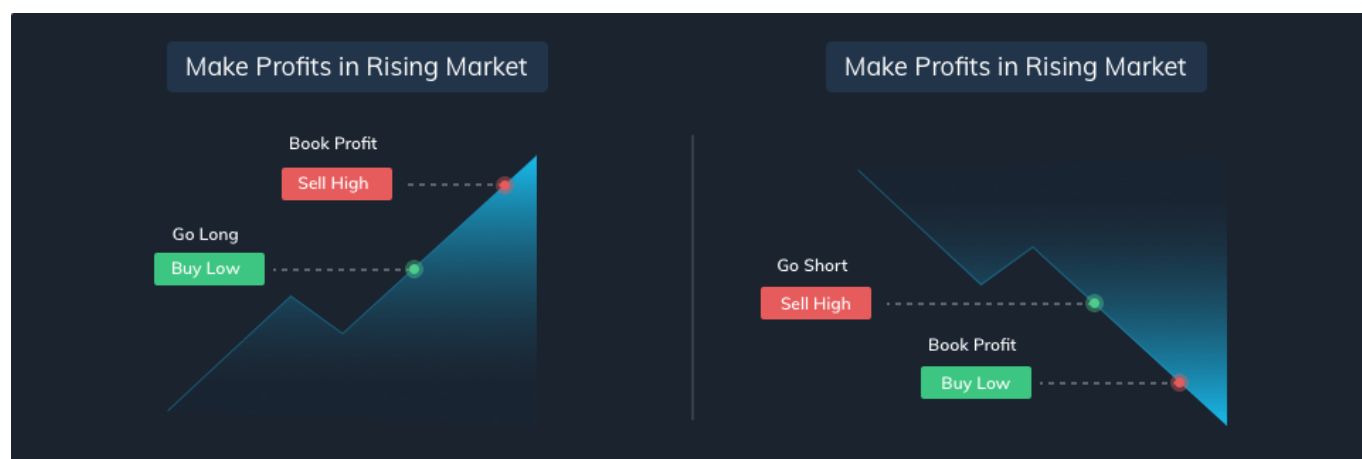
Trading Ripple through futures offers several advantages over spot trading of Ripple, namely ability to both long or short and get access to leverage.

## Benefits of Ripple Futures Trading

---

### Trade Profitably in All Market Conditions

You can profit from rising XRP price by going long Ripple futures. And, when XRP price is falling, you can make profits by going short. This feature of crypto futures trading enable you to navigate all types of market conditions profitably. Compare this with directly buying XRP. When price is falling, you can either sell your XRP or suffer losses. In spot trading, there is no way of profiting from falling prices.



### Risk Hedging

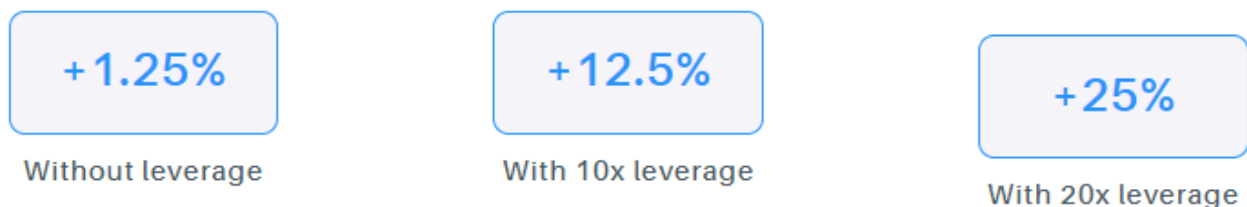
If you are a HODLer, you can still use futures to mitigate price risk. Say, you hold XRP. You can mitigate the risks you face when Ripple is falling by going short Ripple futures. In this case, a short futures position acts as a downside protection by effectively locking the \$ value of your portfolio without the need for selling your Ripple. Judicious use of futures as hedge can make you a better and stronger HODLer.

## Use Leverage to Amplify Returns

Leverage enables you to open positions that are bigger than your trading capital. If you can open a position that is 10 times bigger than your trading capital, then you have 10x leverage available to you. The maximum allowed leverage for Ripple futures listed on BTCC Exchange is as high as 20x. There are two ways of thinking about leverage:

- **Leverage as capital efficiency driver** : For opening a position of a given size, higher the leverage lower the trading capital required. The leverage in spot trading is always 1x, while it is 3-4x in margin trading. This means futures is 20 to 100 times more capital efficient than spot or margin trading.
- **Leverage as a returns amplifier**: Because in a leverage trade position size is greater than the capital deployed, impact of prices moves gets magnified. The return on capital deployed is leverage times the price return. This means that you can amplify your trading gains the effective use of leverage.

If XRP increased from \$0.3512 to \$0.3556 your return would be equal to:



Advantages of XRP futures trading can be summarized as follows:

- **Magnify returns through leverage**

In-built leverage magnifies impact of XRP price moves on your return on capital.

- **Trading both rising & falling markets**

Long when bullish. Short when bearish. Trade all market conditions profitably.

- **Trade more with less**

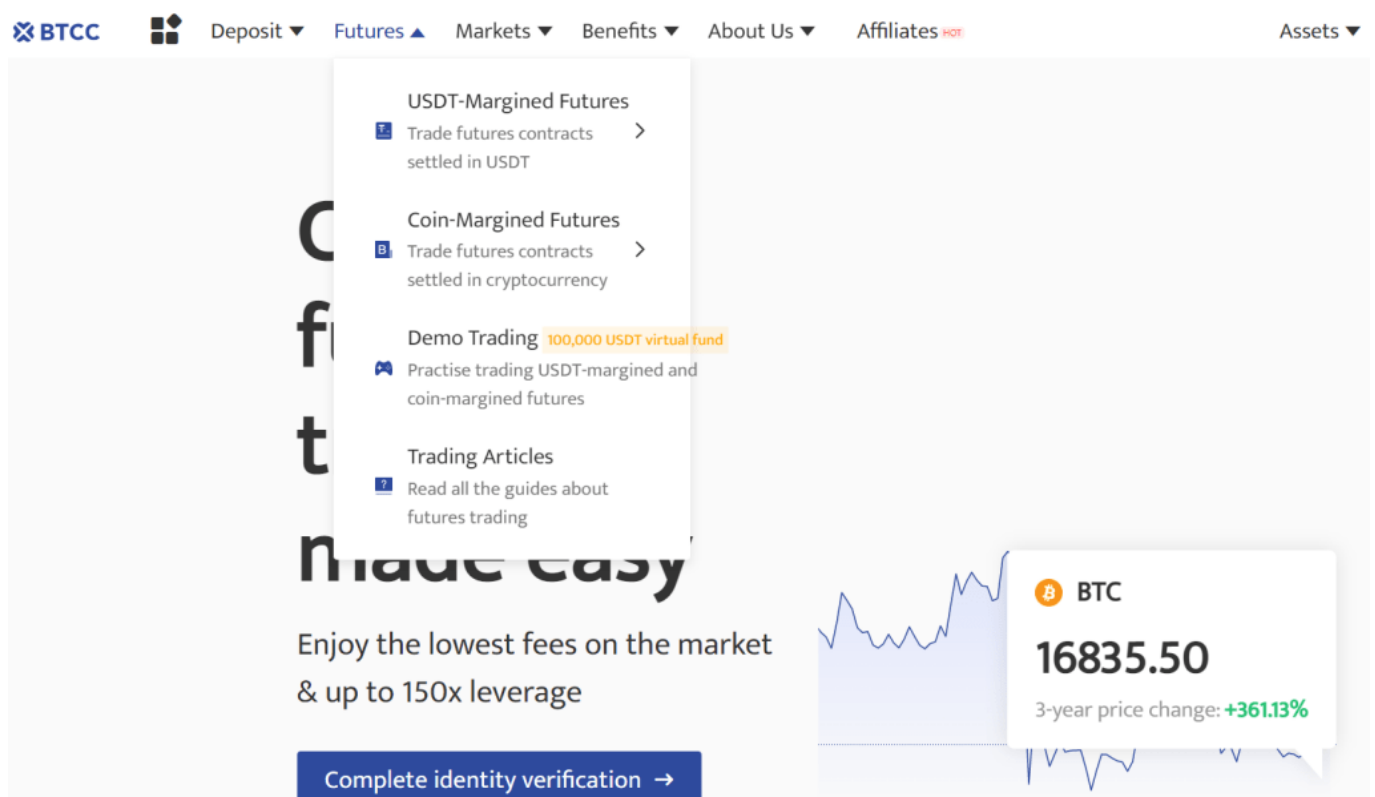
Deploy the capital freed up by using leverage in other trading opportunities.

## How to Trade XRP Futures Perpetual Contract on BTCC?

### Quick overview

- STEP 1: Open the webpage of BTCC futures trading
- STEP 2: Choose XRP futures perpetual contract to buy
- STEP 3: Choose the order types of XRP
- STEP 4: Choose the level of leverage
- STEP 5: Choose the lot size
- STEP 6. Set take profit and stop loss targets
- STEP 7. Choose the price direction: Buy when bullish, Sell when bearish

### STEP 1: Open the BTCC futures trading interface



Log in to the official website of [BTCC.com](https://www.btcc.com) and click **USDT-Margined Futures** on the **Futures** menu. Or directly enter the web version link: <https://www.btcc.com/en-US/trade/perpetual/XRPUSDT>, and log in at the upper right corner of

the page.

If you have not opened an account with BTCC, [click here](#) to quickly [register](#) a free account and top up the initial amount. You can deposit at least 3 USDT for an attempt. The more you deposit, the more [rewards](#) you will receive.

## Hi, welcome to sign up

1

Verify phone/email

2

Registration success

Mobile

Email

Please input the email address

verification code

Send

Please create a 6-16-character password, including letters ...

please confirm your new password

Invitation code (optional)

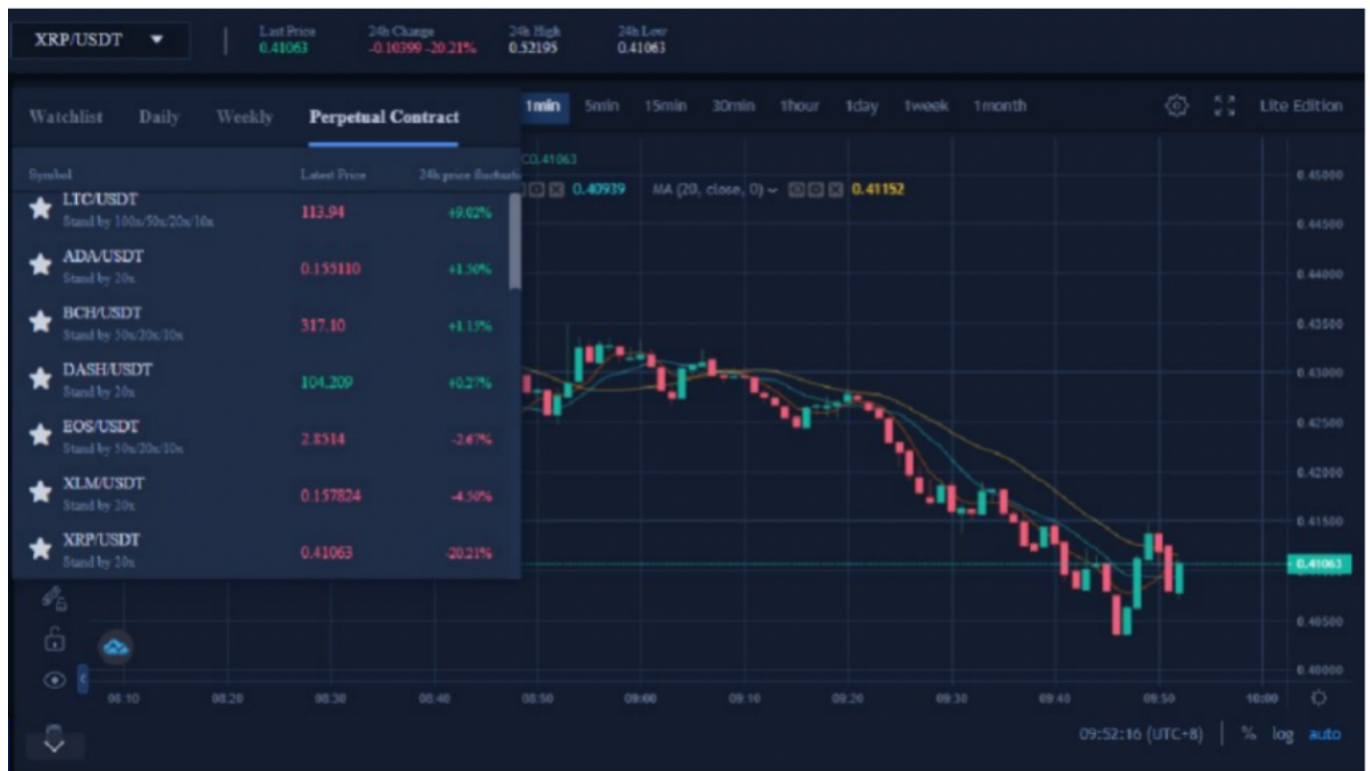
☒ I have read and agree with «BTCC Service Terms»

Register

Already have an account? [Log in now](#)

### STEP 2: Choose XRP perpetual futures contract

Select XRP perpetual contract at the top of the page.



### STEP 3: Choose the XRP order type

Select the order types for XRP at the top right of the page. The order types at [BTCC](#) included market orders, limit orders and stop loss orders.

The screenshot displays a trading interface with two columns for 'Buy (XRP/USDT)' and 'Sell (XRP/USDT)'. At the top, three order types are listed: 'Market order' (highlighted with a red box), 'Limit order', and 'Stop order'. Below these, each column has a 'Leverage' dropdown set to '20x'. A 'Most Favorable Price' button is present in each column. The quantity input is set to '100'. The 'Set Stop-Limit' toggle is turned on. Below this, there are input fields for 'Stop loss' and 'Take profit'. At the bottom of each column, the 'Contract value' and 'Reference margin' are displayed. The 'Buy' column shows a contract value of 21.89USDT and a reference margin of 2.00USDT. The 'Sell' column shows a contract value of 21.79USDT and a reference margin of 2.00USDT. Large green and red buttons at the bottom are labeled 'Buy (XRP/USDT)' and 'Sell (XRP/USDT)' respectively.

Order Type	Limit Order	Stop Order
Leverage	20x	20x
Most Favorable Price	Yes	Yes
Quantity	100	100
Set Stop-Limit	On	On
Stop loss		
Take profit		
Contract value	21.89USDT	21.79USDT
Reference margin	2.00USDT	2.00USDT
Action	Buy (XRP/USDT)	Sell (XRP/USDT)

- **Market orders:** Users place orders at the best price in the current market to achieve fast trading.
- **Limit order:** A limit order is used to copy the top/bottom, and refers to a buy/sell price set by the user. After the market reaches the limit price, the margin trading can be executed.
- **Stop Order:** A stop order is an advanced limit order, and users can customize a buy/sell price. After the market reaches the limit price, the margin trading can be executed.

#### STEP 4: Choose the level of leverage

You can adjust the level of leverage based on your need. The leverage of XRP's perpetual contract included 1x to 20x leverage.

Market order ?

Limit order ?

Stop order ?

Leverage20x ▾

Most Favorable Price

-100+

Set Stop-Limit☒

-Stop loss+

-Take profit+

Contract value21.89USDT

Reference margin2.00USDT

Buy (XRP/USDT)

Leverage20x ▾

Most Favorable Price

-100+

Set Stop-Limit☒

-Stop loss+

-Take profit+

Contract value21.79USDT

Reference margin2.00USDT

Sell (XRP/USDT)

### STEP 5: Choose the lot size

The XRP trading unit at [BTCC](#) allow user to choose the number of lots based on their investment situation, and the range can be selected from 100 to 50000 lots.



Market order ?
Limit order ?
Stop order ?

Leverage
20x ▼

Most Favorable Price

-
300.00
+

The range is 100~50000Quantity(lot)

Contract value
65.36USDT
Reference margin
6.00USDT

Buy (XRP/USDT)

Leverage
20x ▼

Most Favorable Price

-
100
+

Set Stop-Limit
☐

Contract value
21.69USDT
Reference margin
2.00USDT

Sell (XRP/USDT)

#### STEP 6. Set the take profit and stop loss price

Market orders, limit orders and stop orders all need to set a take-profit and stop-loss price. The difference is that market orders can be executed immediately at the best price, while limit orders and stop orders need to be set for the same day or a week.

Market order ?

Limit order ?

Stop order ?

Leverage20x ▾

Most Favorable Price

-300.00+

Set Stop-Limit

0.19789

0.23

Contract value

Reference margin

65.36USDT

6.00USDT

Buy (XRP/USDT)

Leverage20x ▾

Most Favorable Price

-100+

Set Stop-Limit

Contract value

Reference margin

21.69USDT

2.00USDT

Sell (XRP/USDT)

#### STEP 7. Choose price direction: Buy when bullish, Sell when bearish

After setting the basic data information, users can choose to buy (open long) or sell (open short) after entering their ideal price. Note that the price cannot be higher or lower than the highest buying price or lowest selling price of the platform. Click the buy or sell button to finish the XRP order.

Currency information

Assets

1w\*\*\*com

English

Market order

Limit order

1w\*\*\*com

Identity Authentication: KYC2

Account Security

Identity Authentication

Transaction Report

Invite your friends Kara

Log out

Leverage

20Double

20Double

0.41492

+

100

+

Valid period

Weekly

Daily

Set Stop-Limit

+

0.41472

+

0.43399

+

0.43492

+

0.41379

+

Contract value

41.51USDT

Reference margin

4.00USDT

Contract value

41.38USDT

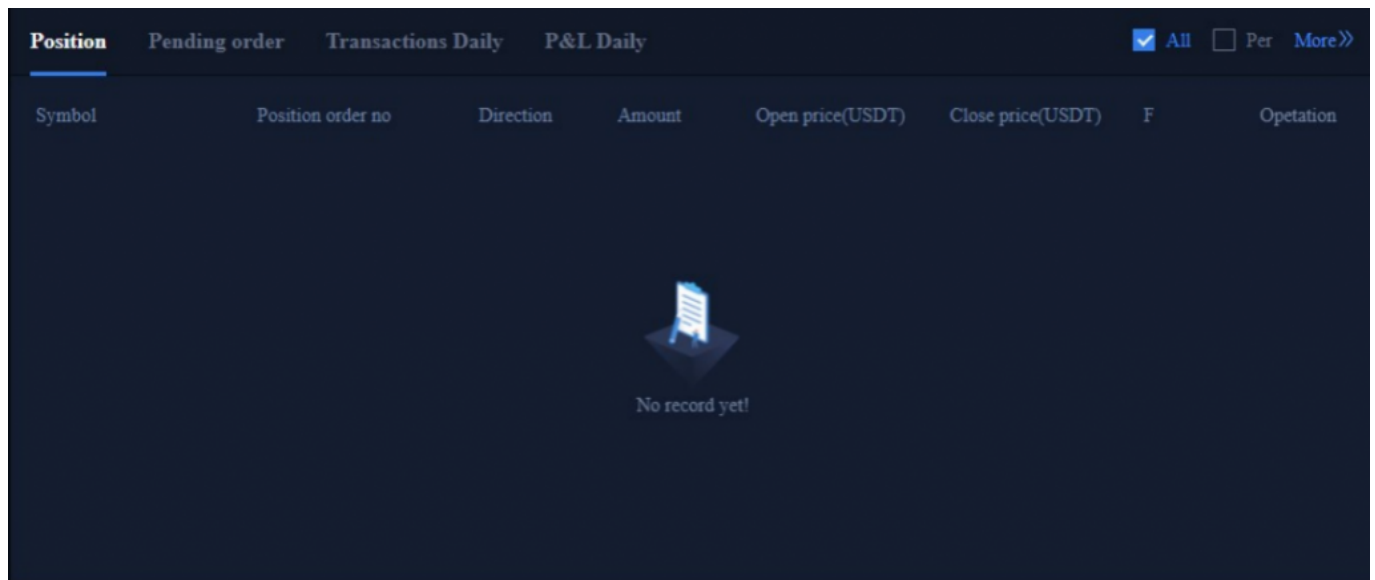
Reference margin

4.00USDT

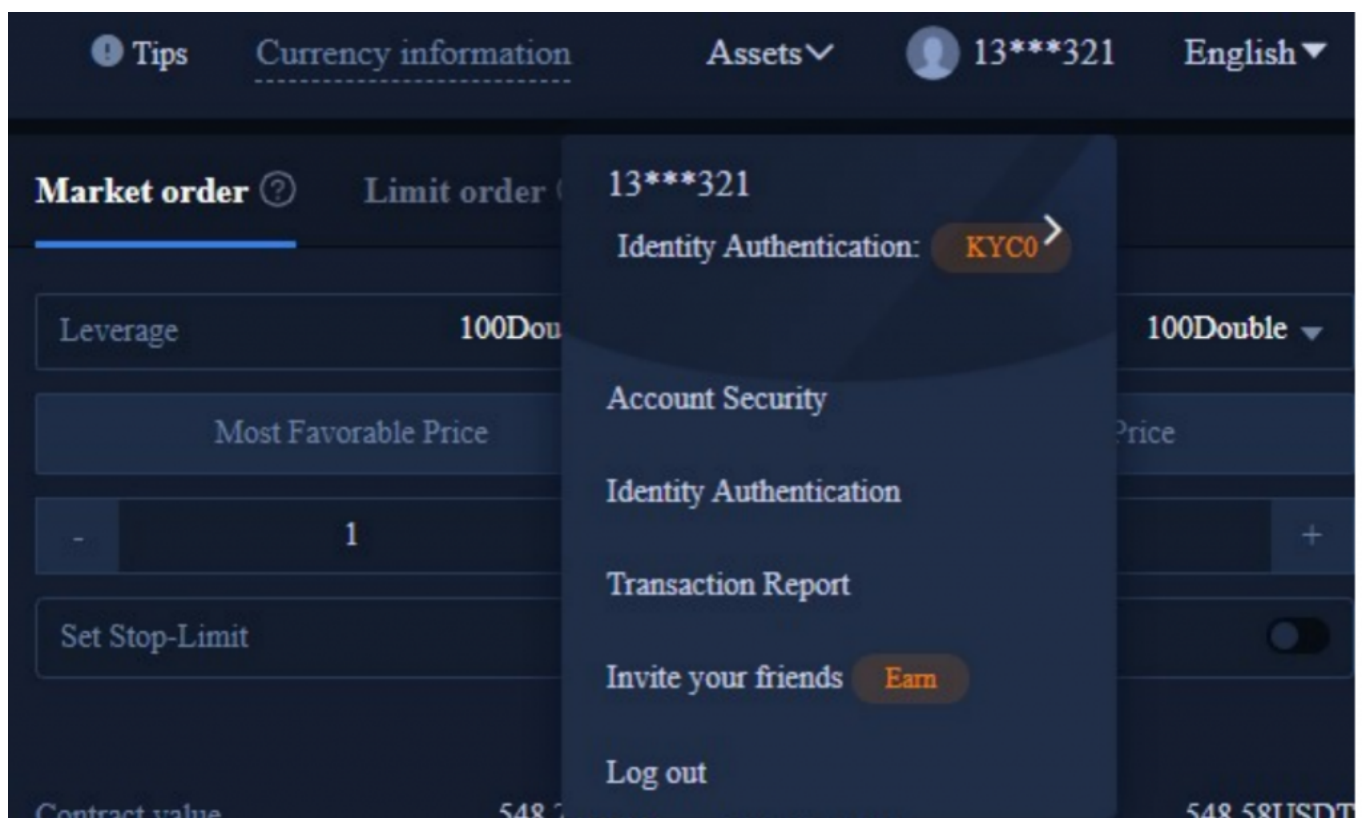
Buy (XRP/USDT)

Sell (XRP/USDT)

Finally, after the futures trading is completed, it will be displayed at the bottom of the position page; if there is no trading to be executed, it will be displayed at the bottom of the pending order page.



For more orders information, you can click on the futures trading report at the top right of the page.



At this point, you have completed the XRP futures trading. If you have further inquiries, please contact the online customer service.

Overall, buying XRP on [BTCC](#) is simple. Once you've [created an account](#), you can choose to purchase XRP with [USD](#) and [USDT](#). You can also choose to deposit [XRP](#) with a minimum single deposit of

450XRP.

## Why Trade XRP Futures on BTCC Exchange?

Why trade XRP futures on BTCC? Here are some key reasons.

- **Increase profitability**

Low trading fees, tight spreads & deep order books of our XRP perpetual contracts increase profitability of your trades.

- **Improve risk management**

Set TP / SL with your order, leverage advanced order types and instruments (Options, Interest Rate Swaps) to create hedging strategies.

- **Identify better trades**

Use professional charts & advanced analysis tools to quickly identify trading opportunities.

## BTCC - One of the Best Crypto Futures Exchanges

Compared to some other large exchanges, BTCC has no regulatory concerns and is available in U.S., Canada and many other countries in Europe. [BTCC exchange](#) is also highly recommended due to its favourable attributes such as low fees, user-friendly interface, excellent customer support, and robust security measures with no reported hacks or security breaches to date.

- **Extremely Low Fees**

BTCC charges 0.06% for both takers and makers, which are way below the industry average. According to the largest and most recent empirical study on crypto exchange trading fees, the average spot trading taker fee is 0.2294% and the maker fee is 0.1854%.

- **Safe & Secure**

With over 12 years of stable and secure operating history, BTCC places strong emphasis on security, offering multiple measures to safeguard users from adverse market risks.

- **High Liquidity & Volume**

One of the largest crypto futures exchange by [volume and open interest](#), dominating the derivatives sector with huge market share.

- **High Leverage for Crypto Futures Trading**

BTCC offers a wide range of popular trading pairs such as [BTC/USDT](#), [ETH/USDT](#), [ADA/USDT](#) with high leverage up to 150x.

- **User-Friendly**

Simple user-friendly interface and intuitive trading platform, ideal for both beginners and advanced users. It also offers a range of [educational resources](#) and market updates to help users expand their understanding of the crypto and trade more easily.

- **One-Stop Trading Platform**

BTCC also supports tokenized futures, allowing users to trade [stocks](#) and [commodities futures](#) with USDT. With the integration of spot and futures markets, BTCC offers a complete ecosystem to fully utilize crypto assets and manage portfolio risks.

## BTCC Starter Rewards

Get Up to 10,055 USDT When You Register, Deposit and Trade!

**GET +10 USDT WELCOME BONUS**

**GET +10,055 USDT DEPOSIT BONUS**

### Recommended for you:

[XRP Price Prediction \\$500: Can XRP Reach \\$500 Dollars?](#)

[Gold Price Predictions for Next 5 Years](#)

[Silver Price Predictions for Next 5 Years](#)

[Will Pi Network Ever Launch? What Stage is Pi Network Now?](#)

[Is Pi Network Legit Or Scam: Pi Cryptocurrency Real or Fake?](#)

[Pi Coin Price Prediction: Will Pi Ever Be Worth Money?](#)

[Luna Classic Price Prediction: Will Luna Classic Reach \\$1?](#)

[Top 10 XRP Rich List: Who Are the Biggest XRP Holders?](#)

[Pikamoon Price Prediction 2023, 2025, 2030](#)

[Cardano \(ADA\) Price Prediction 2023, 2025, 2030](#)

[Will Cardano Reach \\$100?](#)

[Ethereum Price Prediction 2023, 2025, 2030](#)

[Bitcoin \(BTC\) Price Prediction 2023, 2024, 2025, 2030](#)

[PulseX Price Prediction 2023, 2025, 2030: Can PulseX Reach \\$1?](#)

[Pepe Price Prediction 2023, 2025, 2030](#)

[Polygon \(MATIC\) Price Prediction 2023, 2025, 2030](#)

[Stellar Lumens \(XLM\) Price Prediction 2023, 2025, 2030](#)

[Will Shiba Inu Reach 1 Cent?](#)

[HBAR Price Prediction 2025, 2030](#)

[Gala \(GALA\) Price Prediction 2023, 2025, 2030](#)

[Pulsechain Launch: Everything You Need to Know](#)

[Pulsechain Mainnet Goes Live - What Exactly is Pulsechain?](#)

[Pulsechain \(PLS\) Price Prediction 2023, 2025, 2030](#)

[Polkadot \(DOT\) Price Prediction 2023, 2025, 2030](#)

[Milady Meme Coin \(LADYS\) Price Prediction 2023, 2025, 2030](#)

[Sui \(SUI\) Price Prediction 2023, 2025, 2030](#)

[Wall Street Memes \(WSM\) Price Prediction 2023, 2025, 2030](#)

[VeChain \(VET\) Price Prediction 2023, 2025, 2030](#)

[JasmyCoin \(JASMY\) Price Prediction](#)

[The Sandbox Price Prediction 2025, 2030](#)

[Arbitrum \(ARB\) Price Prediction 2023, 2025, 2030](#)

[Can Solana Reach \\$1,000? Solana Price Prediction](#)

[Litecoin \(LTC\) Price Prediction 2023, 2025, 2030](#)

[Core DAO Airdrop is Now Available, How to Claim It?](#)

[Core DAO \(CORE\) Price Prediction 2023, 2025, 2030](#)