

# Deposit to earn rewards

Sign up and deposit to receive up to **10,055 USDT** in bonuses.  
Exclusive for new users only.

Get it now

## [ PDF Database Document ] - BTCC Cryptocurrency Exchange

Original:

<https://www.btcc.com/en-us/academy/crypto-basics/how-to-buy-ripple-xrp-in-canada-a-complete-guide-for-beginners>

### How to Buy Ripple (XRP) In Canada: A Complete Guide For Beginners


Are you a newcomer looking to gain huge return from crypto trading in Canada? This article will give Canadian investors a detail guidance on buying XRP, the native cryptocurrency of the XRP Ledger, an open-source blockchain platform designed and developed by Ripple Labs, thus obtaining generous return from trading this kind of cryptocurrency.

**\ Trade On BTCC With 10 FREE USDT! /**

**Register Now To Earn Rewards Up To 10,055 USDT**

## What is Ripple (XRP) Crypto?

ABOUT XRP





XRP (XRP)

ATH: \$3.9179

Rank: 4

Last Price: \$2.0907 - 2025-04-22

	
Cryptocurrency	XRP
Token	XRP
Price	\$ 2.0907  0.34%
Rank	4

Market Cap	\$ 122.1B
24H Trading Volume	\$ 5.6B
All-time High	\$ 3.9179
All-time Low	\$ 0.0000
24 High	\$ 0.0000
24 Low	\$ 0.0000
Cycle High	\$ 0.0000 /
Cycle Low	\$ 0.0000 /
Update Time	2025-04-22 00:53:01

XRP is the native cryptocurrency of the XRP Ledger, an open-source blockchain platform developed by Ripple Labs. Unlike many cryptocurrencies that primarily serve as digital assets for investment purposes, XRP is designed to provide liquidity for banks and payment providers, thereby facilitating real-time global payments. Transactions conducted using XRP can be completed within 3 to 5 seconds, which is significantly faster than most other cryptocurrencies or traditional banking methods.

One distinctive feature of XRP is its scalability; it has the capacity to handle up to 1,500 transactions per second, making it one of the most scalable cryptocurrencies available in the market. Additionally, transaction costs are exceptionally low, enhancing its attractiveness for frequent and high-volume transactions.

However, it is crucial to understand that while XRP plays a role in several of Ripple's payment systems, owning XRP does not equate to holding shares in Ripple Labs. The company and the cryptocurrency operate independently from one another, although Ripple Labs possesses a substantial amount of XRP.

As of writing the article, XRP is traded at \$ 2.0907, boasting a market cap of \$ 122.1B, and witnessing a hefty 24-hour trading volume of \$ 5.6B. XRP saw a 24-hour price change of 0.34%, with minor fluctuations of 0.50% in the past hour.

The following sets forth the XRP to USD Price Chart

[XRP Price](#)

**XRP USDT-margined perpetual futures contract with a leverage of up to 500x is available on BTCC. If you are interested, click the button below to buy XRP ↓**

[TRADE\_PLUGIN]XRPUSDT,XRPUSDT[/TRADE\_PLUGIN]

## How to Buy XRP Crypto?

After reading our introduction and analysis about XRP crypto, are you eager to start your trading journey starting from buying XRP? If you are, we strongly recommend you to start with a reliable crypto exchange like [BTCC](#), where offers you the most detail introduction about all kinds of cryptocurrencies and the most safe and simple trading process. On BTCC, you can easily invest in XRP by creating an account with BTCC, adding funds to your account directly through several your

preferred ways and buying the XRP coin directly through the BTCC platform.

[\ Trade On BTCC With 10 FREE USDT! /](#)

[Register Now To Earn Rewards Up To 10,055 USDT](#)

## Where to Buy XRP Crypto in Canada?

If you want to trade XRP crypto in Canada, we advise you to start with [BTCC](#), one of the longest-serving exchanges in the world. As a old exchange enjoy good reputation, BTCC is more reliable. As one of the longest-running exchanges in the world, BTCC supports [crypto copy trading](#), [spot trading](#), as well as [futures trading](#) for 300+ cryptocurrencies with a leverage of up to **500X**. If you want to trade XRP crypto and other cryptocurrencies in Canada, you can start by signing up for [BTCC](#).



BTCC is among the best and safest platforms to buy XRP crypto. The reasons why we introduce BTCC for you set forth as below:

### Industry-leading security

BTCC attaches great importance on security. Since founded in 2011, BTCC has never been hacked or been a victim of any other kind of successful malicious attack, which fully illustrates its security capabilities. Through measures like segregation of assets, 1:1 storage of users' assets, money laundering prevention and identity authentication and no collateralising tokens for loans, BTCC enjoys good reputation in asset security.

### High Liquidity & Volume

BTCC is ranked top 10 by trading volume on both CoinMarketCap and CoinGecko, the world's two largest crypto information platforms. BTCC prides itself on providing crypto futures trading services to users worldwide with market-leading liquidity, offering perpetual futures on over 300 cryptocurrencies, including BTC, ETH, DOGE, LTC, SOL, XRP, SHIB, etc.

## Extremely low fees

Charging high fees means less return for investors. Compared with other major exchanges, BTCC only charges 0.06% for both takers and makers, which are far below the industry average. According to the largest and most recent empirical study on crypto exchange trading fees, the average spot trading taker fee is 0.2294% and the maker fee is 0.1854%.

## High and rich bonus

BTCC holds all kinds of campaigns where investors can participate to win exciting bonus. For example, new users can get rewards up to 10,055 USDT coupon through completing relevant missions, like registration, identity verification, first deposits, cumulative futures trading volume, etc. Besides, becoming VIP also can enjoy rewards like VIP-exclusive perks, including discounts on trading fees, access to exclusive campaigns, BTCC merch, priority customer support, fast withdrawal, and many more.

## Excellent customer service

BTCC also gains great reputation in terms of customer support. If you are confused or have problem in the process of trading currencies, you can obtain customer support via email and live chat, BTCC offers 24/7 online customer service for you.

## How to Buy XRP in Canada?

Buying XRP in Canada as well as other cryptocurrencies is easy and safe with BTCC crypto exchange. Here is how it works:

1. **Create Your Account:** When you [sign up](#) to create an account on BTCC, you would required to confirm your email address, phone number, and verify your identity.
2. **Add Funds:** Before you can buy XRP in Canada, add funds to your account directly with your preferred method.
3. **Buy and Sell XRP:** Once you have sent money to your account, you can buy XRP instantly. BTCC also makes it simple to sell XRP in Canada. Exchange your XRP for USDT and withdraw the funds back into your bank account.

**\ Trade On BTCC With 10 FREE USDT! /**

**[Register Now To Earn Rewards Up To 10,055 USDT](#)**

## How to Trade XRP Crypto Futures on BTCC?

XRP USDT-margined perpetual futures contract with a leverage of up to **500x** is available on BTCC. If you are a newcomer, please follow the below step-by-step guidance to place your Ripple (XRP) order.

### Step 1: Create a BTCC account

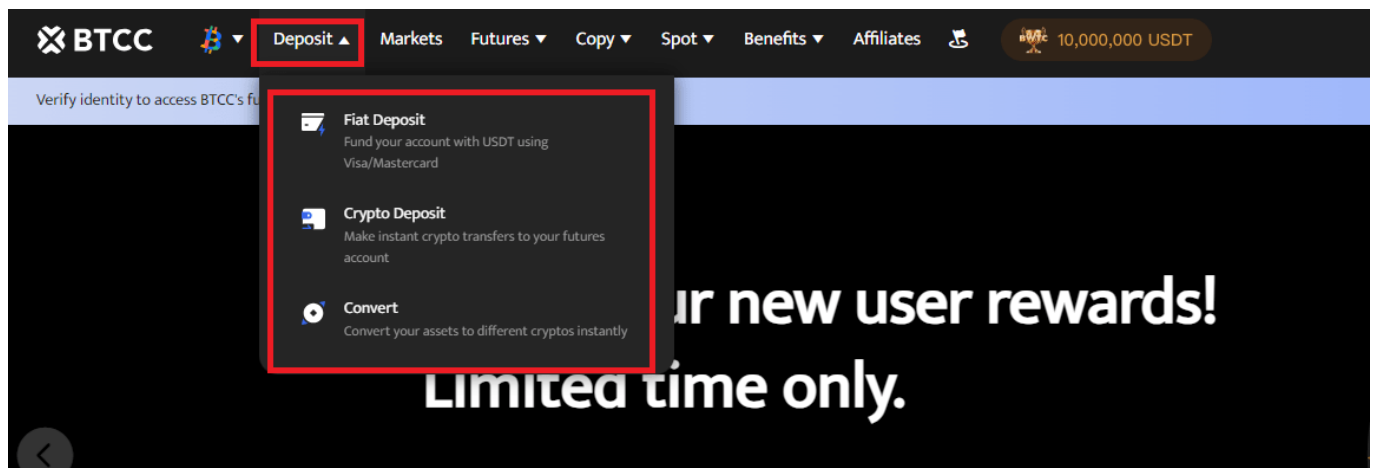
[Sign up](#) BTCC to start your journey on this leading crypto exchange.

## Step 2: Complete BTCC's identity verification

Kindly verify your identity to ensure full compliance and enhance your trading experience on BTCC. You can access the [identity verification page](#), fill out your country, upload your ID documents, and submit your selfie. You will receive a notification once your identity has been successfully verified.


## Step 3: Fund your BTCC account

On the [BTCC official homepage](#), choose “Deposit”, and then fund your account with your preferred method



## Step 3: Place your Ripple (XRP) order on BTCC

Go back to the BTCC official homepage, choose “Futures” -“USDT-M Perpetual Futures Contract”, and find XRP/USDT trading pair.



You can also directly click the button below to enter the XRP order page.

[TRADE\_PLUGIN]XRPUSDT,XRPUSDT[/TRADE\_PLUGIN]



**Step Four:** choose the contract trading order type. Futures contract orders on BTCC platform include market orders, limit orders and SL/TP orders.

- **Market Order:** users place orders at the best price in the current market to achieve fast trading.
- **Limit Order:** Limit orders are a type of order to buy or sell futures at a price more favourable than the market price. When you buy at a price lower than the market price or sell at a price higher than the market price, the order will be in the form of a limit order.
- **SL/TP Order:** SL/TP orders are a type of order to buy or sell futures at a price less favourable than the market price. When you buy at a price higher than the market price or sell at a price lower than the market price, the order will be in the form of a SL/TP order.

**Step Five:** adjust the leverage multiple.

×

Set leverage XRPUSDT

The leverage adjustment will affect all positions and margins under the current trading pair.

Current leverage: 50x

—

50

+

1X

125X

250X

375X

500X

Max. position size

0.00 XRP

Required margin

0.00 USDT

Please note that opening positions with more than [20x] leverage increases the risk of forced liquidation. Please be aware of the associated risks.

Confirm

**Please keep in mind that operating leverage carries the risk of liquidation. Leverage should be adjusted based on your financial status and risk tolerance.**

**Step Six:** choose the lot size and set the SL/TP price .

**Step Seven:** after setting the basic data information, users can choose to buy (open long) or sell (open short) after entering their ideal price. Traders should remind that the price cannot be higher or lower than the highest buying price or lowest selling price of the platform.

**Step Eight:** click the buy or sell button, and XRP futures contract order is completed.

**\ Trade On BTCC With 10 FREE USDT! /**

**Register Now To Earn Rewards Up To 10,055 USDT**

**Recommended for you:**

[BTCC Exchange Review 2024](#)

[A Beginner's Guide: How To Buy Meme Coins In Canada In 2024](#)

[A Beginner's Guide: How to Trading Crypto in Canada in 2024](#)

[Buy Bitcoin Canada: A Complete 2024 Guide](#)

[How to Buy Binance Coin \(BNB\) In Canada: A Comprehensive Guidance For Beginners](#)

[How to Buy Shiba Inu \(SHIB\) in Canada](#)

[How to Buy Pepe \(PEPE\) in Canada: A Complete 2024 Guide](#)

[How to Buy Ripple \(XRP\) in Canada](#)

[How to Buy Dogecoin In Canada](#)

[Bitcoin \(BTC\) Breaks \\$100K Amid Post-Election Bull Run: What Drive BTC Price Up & What's Next?](#)

[Hottest Cryptocurrencies To Buy In Canada For December 2024](#)

[Best Bitcoin ETFs To Buy In Canada After Bitcoin Breaking \\$100K Milestone](#)

[Hottest Meme Coins To Buy In Canada After Bitcoin Passing \\$100K Milestone](#)

[Best Crypto Wallets Canada 2024: Top & Secure Picks!](#)

[Top Canadian Crypto Stocks to Buy in 2024](#)

[Trump Wins 2024 Presidential Election, Boosting Bullish Sentiment Within Crypto Community](#)

[Best Crypto Trading Bots in Canada for December 2024](#)

[BTCC vs. Bybit vs. eToro: which is the best choice for you?](#)

[BTCC vs. Bitbuy](#)

[Compare BTCC vs. Binance: Which is a Better Choice for Canadian Traders in 2024?](#)

[BTCC vs. NDAX: which is a better choice for crypto trading in Canada?](#)

[How to Choose Best Crypto Exchanges in Canada](#)

[Canada Cryptocurrency Market Analysis and Outlook 2024](#)

[Best Crypto Exchanges Canada 2024](#)