

Deposit to earn rewards

Sign up and deposit to receive up to **10,055 USDT** in bonuses.
Exclusive for new users only.

Get it now

[PDF Database Document] - BTCC Cryptocurrency Exchange

Original:

<https://www.btcc.com/en-US/academy/research-analysis/how-to-buy-pepe-pepe-in-canada-a-complete-2024-guide>

How to Buy Pepe (PEPE) In Canada: A Complete 2025 Guide

Are you very interested in meme coin and want to buy this kind of coin in Canada right now? Indeed, with the rapid development of crypto market, meme coins have drawn much attention around the world, so as in Canada. When it comes to meme coins, Pepe (PEPE) always plays a significant role in this category with its excellent performance.




\ Unlock Up To 10,055 USDT In Welcome Rewards! /


[Sign Up BTCC Now](#)

What is Pepe (PEPE)?

ABOUT PEPE



PEPE (Pepe Coin)
Website: <https://www.pepe.vip/>
ATH: \$0.000027483100
Rank: 32
24HP: \$0.000007277457 / 24LP: \$0.000006854495

	
Cryptocurrency	Pepe Coin
Token	PEPE
Price	\$ 0.000007210950 ▲ 3.71%
Rank	32
Market Cap	\$ 3.0B
24H Trading Volume	\$ 780.6M
All-time High	\$ 0.000027483100
All-time Low	\$ 0.000000064983
24 High	\$ 0.000007277457
24 Low	\$ 0.000006854495
Cycle High	\$ 0.000009184680 / 2025-03-26 10:35:00
Cycle Low	\$ 0.000005322810 / 2025-03-11 01:05:00
Update Time	2025-04-01 02:14:29

Before you buying Pepe (PEPE), you need to know what Pepe (PEPE) is. Pepe (PEPE) is a meme coin developed as a tribute to “Pepe the Frog” internet meme. PEPE works as an ERC token built on the Ethereum blockchain. Since launched in April 2023, PEPE has rapidly gone viral.

Although the official website of Pepe Coin states that PEPE is a meme coin with no intrinsic value or expectation of financial return, it has still successfully won the hearts of the vast number of coin traders on the social media platform and built a loyal community that is full of expectations for the future of this meme coin.

PEPE is a deflationary token whereby it burns a small percentage of tokens with each transaction that drives up scarcity. Redistribution system of PEPE distributes a portion of the proceeds from transactions to existing token holders, creating an additional incentive for users holding Pepe coins.

Considering the current state of Pepe (PEPE) and its potential as an investment, there are huge attraction for investors to explore this meme cryptocurrency. Despite the recent price fluctuation, most investors are still quite optimistic about this meme coin, believing there is huge potential for its price rally.

For more information about PEPE, please visit [BTCC PEPE Quote page](#).

The following sets forth the PEPE to USD Price Chart:


[Pepe Chart](#)

PEPE USDT-margined perpetual futures contract with a leverage of up to 50x is available on BTCC. If you are interested, click the button below to buy PEPE ↓

[TRADE_PLUGIN]PEPEUSDT,PEPEUSDT[/TRADE_PLUGIN]

\ Unlock Up To 10,055 USDT In Welcome Rewards! /

[Sign Up BTCC Now](#)



[Download App for Android](#)

[Download App for iOS](#)

How to Buy Pepe (PEPE)?

After reading our introduction and analysis about Pepe (PEPE) meme coin, are you eager to start your trading journey starting from buying Pepe (PEPE)? If you are, we strongly recommend you to start with a reliable crypto exchange like [BTCC](#), where offers you the most detail introduction about all kinds of cryptocurrencies and the most safe and simple trading process. On BTCC, you can easily invest in Pepe (PEPE) by creating an account with BTCC, adding funds to your account directly through several your preferred ways and buying the Pepe (PEPE) coin directly through the BTCC platform.

\ Unlock Up To 10,055 USDT In Welcome Rewards! /

[Sign Up BTCC Now](#)

Where to Buy Pepe (PEPE) in Canada?

If you want to trade Pepe (PEPE) crypto in Canada, we advise you to start with [BTCC](#), one of the longest-serving exchanges in the world. As a old exchange enjoy good reputation, BTCC is more reliable. Fully licensed and regulated in the **U.S., Canada, and Europe**, BTCC is a well-known cryptocurrency exchange, boasting an impeccable security track record since its establishment in 2011, with **zero reported hacks or breaches**. BTCC platform provides a diverse range of trading features, including **demo trading**, [crypto copy trading](#), [spot trading](#), as well as [crypto futures trading](#) with a leverage of up to **500x**. If you want to engage in cryptocurrency trading in Canada,

you can start by signing up for [BTCC](#).

BTCC is among the best and safest platforms to buy PEPE crypto. The reasons why we introduce BTCC for you set forth as below:



Industry-leading security

BTCC attaches great importance on security. Since founded in 2011, BTCC has never been hacked or been a victim of any other kind of successful malicious attack, which fully illustrates its security capabilities. Through measures like segregation of assets, 1:1 storage of users' assets, money laundering prevention and identity authentication and no collateralising tokens for loans, BTCC enjoys good reputation in asset security.

High Liquidity & Volume

BTCC is ranked top 10 by trading volume on both CoinMarketCap and CoinGecko, the world's two largest crypto information platforms. BTCC prides itself on providing crypto futures trading services to users worldwide with market-leading liquidity, offering perpetual futures on over 300 cryptocurrencies, including BTC, ETH, DOGE, PEPE, SOL, PEPE, SHIB, etc.

Extremely low fees

Charging high fees means less return for investors. Compared with other major exchanges, BTCC only charges 0.06% for both takers and makers, which are far below the industry average. According to the largest and most recent empirical study on crypto exchange trading fees, the average spot trading taker fee is 0.2294% and the maker fee is 0.1854%.

High and rich bonus

BTCC holds all kinds of campaigns where investors can participate to win exciting bonus. For example, new users can get rewards up to 10,055 USDT coupon through completing relevant

missions, like registration, identity verification, first deposits, cumulative futures trading volume, etc. Besides, becoming VIP also can enjoy rewards like VIP-exclusive perks, including discounts on trading fees, access to exclusive campaigns, BTCC merch, priority customer support, fast withdrawal, and many more.

Excellent customer service

BTCC also gains great reputation in terms of customer support. If you are confused or have problem in the process of trading currencies, you can obtain customer support via email and live chat, BTCC offers 24/7 online customer service for you.

\ Unlock Up To 10,055 USDT In Welcome Rewards! /

[Sign Up BTCC Now](#)

How to Buy Pepe (PEPE) in Canada?

Buying PEPE in Canada as well as other cryptocurrencies is easy and safe with BTCC crypto exchange. Here is how it works:

1. **Create Your Account:** When you [sign up](#) to create an account on BTCC, you would required to confirm your email address, phone number, and verify your identity.
2. **Add Funds:** Before you can buy PEPE in Canada, add funds to your account directly with your preferred method.
3. **Buy and Sell PEPE:** Once you have sent money to your account, you can buy PEPE instantly. BTCC also makes it simple to sell PEPE in Canada. Exchange your PEPE for USDT and withdraw the funds back into your bank account.

\ Unlock Up To 10,055 USDT In Welcome Rewards! /

[Sign Up BTCC Now](#)

How to Trade Pepe (PEPE) Futures on BTCC?

PEPE USDT-margined perpetual futures contract with a leverage of up to 50x is available on BTCC. If you are a newcomer, please follow the below step-by-step guidance to place your Pepe (PEPE) order.

Step 1: Create a BTCC account

[Sign up](#) BTCC to start your journey on this leading crypto exchange.

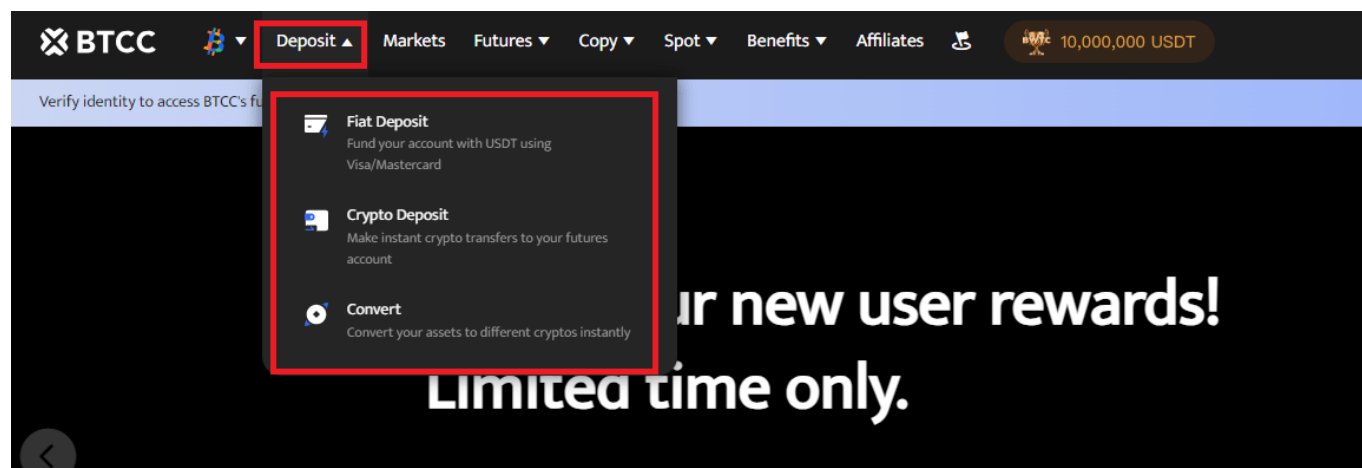
Step 2: Complete BTCC's identity verification

Kindly verify your identity to ensure full compliance and enhance your trading experience on BTCC. You can access the [identity verification page](#), fill out your country, upload your ID documents, and submit your selfie. You will receive a notification once your identity has been successfully verified.

Step 3: Fund your BTCC account

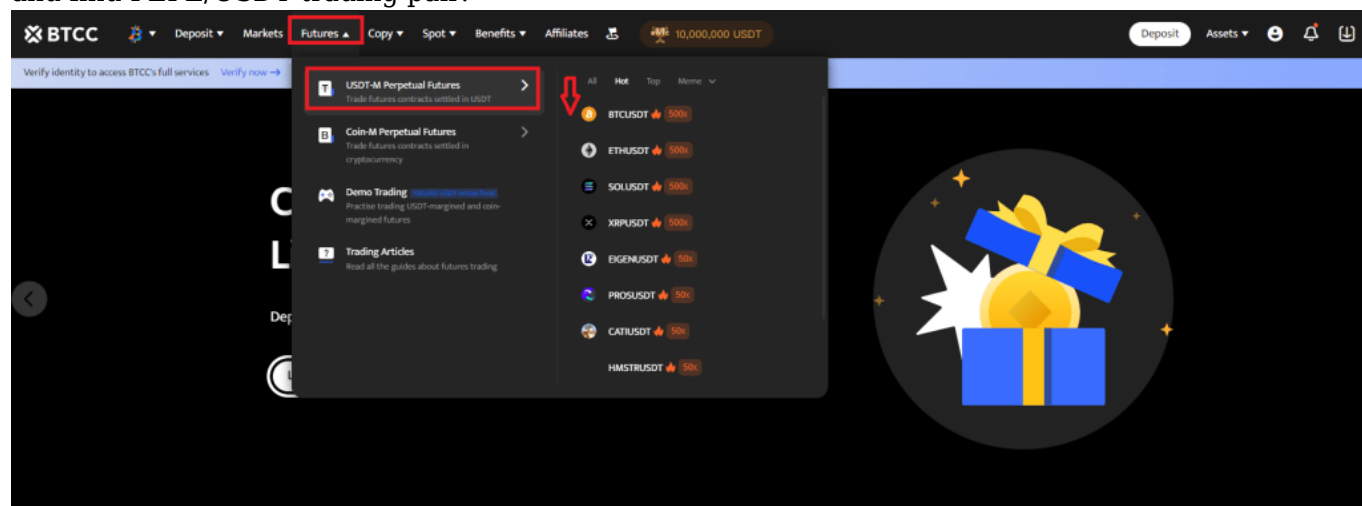
On the [BTCC official homepage](#), choose "Deposit", and then fund your account with your preferred

method



Step 3: Place your Pepe (PEPE) order on BTCC

Go back to the BTCC official homepage, choose “Futures” -“USDT-M Perpetual Futures Contract”, and find PEPE/USDT trading pair.



You can also directly click the button below to enter the PEPE order page.

[TRADE_PLUGIN]PEPEUSDT,PEPEUSDT[/TRADE_PLUGIN]



Step Four: choose the contract trading order type. Futures contract orders on BTCC platform include market orders, limit orders and SL/TP orders.

- **Market Order:** users place orders at the best price in the current market to achieve fast trading.
- **Limit Order:** Limit orders are a type of order to buy or sell futures at a price more favourable than the market price. When you buy at a price lower than the market price or sell at a price higher than the market price, the order will be in the form of a limit order.
- **SL/TP Order:** SL/TP orders are a type of order to buy or sell futures at a price less favourable than the market price. When you buy at a price higher than the market price or sell at a price lower than the market price, the order will be in the form of a SL/TP order.

Live Trading

Demo Trading

?

Leverage

20x

▼

⚙️

Open

Close

Market

Limit

SL/TP

i

Free

0.00USDT

⌨️

Best Bid Price

Quantity

PEPE

▼

Contract Value≈

0.00

○

○

○

○

○

☐

Set TP/SL

Open long

Open short

Step Five: adjust the leverage multiple.

Set leverage PEPEUSDT

The leverage adjustment will affect all positions and margins under the current trading pair.

Current leverage: 20x

— 20 +

1X 12X 25X 37X 50X

Max. position size 0.00 PEPE

Required margin 0.00 USDT

Confirm

Please keep in mind that operating leverage carries the risk of liquidation. Leverage should be adjusted based on your financial status and risk tolerance.

Step Six: choose the lot size and set the SL/TP price .

Step Seven: after setting the basic data information, users can choose to buy (open long) or sell (open short) after entering their ideal price. Traders should remind that the price cannot be higher or lower than the highest buying price or lowest selling price of the platform.

Step Eight: click the buy or sell button, and PEPE futures contract order is completed.

\ Unlock Up To 10,055 USDT In Welcome Rewards! /

[Sign Up BTCC Now](#)

BTCC Exchange FAQs

Is BTCC Legit?

Of course, with a long operation history of 14 years, BTCC boasts an impressive user base and a stellar track record. BTCC puts a strong emphasis on conducting business in various countries and regions under the premise of lawfulness and compliance. Currently, BTCC has obtained regulatory licences in a variety of countries.

Is BTCC Safe?

Since its foundation in 2011, BTCC has proven to be a safe crypto exchange as it has recorded no report of fraudulent activities involving the platform's backend or users' accounts. BTCC crypto trading platform lays great emphasis on security, which can be evidenced by implementing

compulsory know-your-customer (KYC) and anti-money laundering (AML) policies. Besides, BTCC also provides added security measures like two-factor authentication (2FA) for actions like withdrawals.

Does BTCC Require KYC?

Yes, to strength security and meets regulatory requirements, BTCC users must complete the Know Your Customer (KYC) procedure before using BTCC products. During this procedure, users are required to submit valid identification documents and a facial recognition scan.

Can Canadian Investors Trade Cryptos on BTCC?

Of course, BTCC is legit in Canada as it has already received a crypto licence issued by the Financial Transactions and Reports Analysis Centre of Canada (FINTRAC). Canadian traders can log in BTCC to trade cryptos with highest security level and most competitive fee.

\ Unlock Up To 10,055 USDT In Welcome Rewards! /

[Sign Up BTCC Now](#)

Recommended for you:

[BTCC Exchange Review 2025](#)

[A Beginner's Guide: How To Buy Meme Coins In Canada In 2025](#)

[A Beginner's Guide: How to Trading Crypto in Canada in 2025](#)

[Buy Bitcoin Canada: A Complete 2025 Guide](#)

[How To Buy Pi Network \(PI\) in Canada: A Comprehensive Guide In 2025](#)

[Best Non KYC Crypto Exchanges In March 2025](#)

[How to Sell Pi Coin in Canada: A Complete Guide for 2025](#)

[How to Buy Binance Coin \(BNB\) In Canada: A Comprehensive Guidance For Beginners](#)

[Best Crypto Stocks To Buy In Canada For March 2025](#)

[Best Crypto Trading Bots In Canada For March 2025](#)

[Best Cryptocurrencies To Buy In Canada For March 2025](#)

[Best Crypto Exchanges Canada 2025](#)

[Who Is Lazarus Group: Unraveling the Mystery Behind Bybit's \\$1.4B Hack](#)

[Bybit Hack: Everything You Need To Know About It](#)

[How To Buy Pi Network \(PI\) in Canada: A Comprehensive Guide In 2025](#)

[How to Sell Pi Coin in Canada: A Complete Guide for 2025](#)

[Best Yield Farming Cryptocurrencies For 2025](#)

[BTCC vs. Bybit vs. eToro: which is the best choice for you?](#)

[BTCC vs. Bitbuy](#)

[Compare BTCC vs. Binance: Which is a Better Choice for Canadian Traders in 2025?](#)

[BTCC vs. NDAX: which is a better choice for crypto trading in Canada?](#)

[How to Choose Best Crypto Exchanges in Canada](#)

[Canada Cryptocurrency Market Analysis and Outlook 2025](#)