

Deposit to earn rewards

Sign up and deposit to receive up to **10,055 USDT** in bonuses.
Exclusive for new users only.

Get it now

[PDF Database Document] - BTCC Cryptocurrency Exchange

Original:

<https://www.btcc.com/en-US/academy/research-analysis/hedera-hbar-price-prediction-2023-2025-2030-is-hbar-a-good-investment>

Hedera (HBAR) Price Prediction 2024, 2025, 2030 - Will HBAR Hit \$1?

The use of Hedera Hashgraph (HBAR) is expected to increase in the beginning of 2023. In just a month, its price had virtually doubled. The [blockchain](#) is promoted as a cutting-edge Layer 1 network that is suitable for business applications. While other investors think it's a better opportunity, they see it more as a worse version of [Ethereum](#).

However, both are possible, and a multichain future has received a lot of attention as the ecosystem evolves. Hedera Hashgraph and [Ethereum](#) may find success together if progress is made on establishing interoperability between chains.

[TRADE_PLUGIN]HBARUSDT,HBARUSDT[/TRADE_PLUGIN]

What is Hedera Hashgraph (HBAR)?

Hedera is a public network based on the proof-of-stake (PoS) consensus method that is built on the open-source hashgraph distributed consensus algorithm, making it ideal for the development and deployment of decentralized apps (dApps) that prioritize speed, fairness, and security.

The asynchronous byzantine fault tolerance (aBFT) consensus system Hashgraph provides excellent bandwidth efficiency while handling hundreds of thousands of transactions per second in a single shard.

The Hedera network's native token, HBAR, is used for anything from covering transaction fees in applications to warding off attacks on the network itself.

Hedera's two main offerings are:

- **Hedera Consensus Service (HCS)** - Applications in production use Hedera's Consensus Service (HCS) to do things like record transactions between blockchain networks, monitor IoT devices, and keep tabs on votes in a decentralized autonomous organization (DAO).
- **Hedera Token Service (HTS)** - The Hedera Token Service (HTS) eliminates the need to create and deploy a smart contract in order to configure, mint, and manage fungible and non-fungible tokens on the network.

[TRADE_PLUGIN]HBARUSDT,HBARUSDT[/TRADE_PLUGIN]

Hedera (HBAR) Overview



HBAR (Hedera Hashgraph)

Website: <https://www.hederahashgraph.com/>

ATH: \$0.5670

Rank: 16

24HP: \$0.2583 / 24LP: \$0.2423



Cryptocurrency	Hedera Hashgraph
Token	HBAR
Price	\$ 0.2794 ▲ 8.05%
Rank	16
Market Cap	\$ 10.0B
24H Trading Volume	\$ 1.6B
All-time High	\$ 0.5670
All-time Low	\$ 0.0099
24 High	\$ 0.2583
24 Low	\$ 0.2423
Cycle High	\$ 0.3996 / 2025-01-17 02:10:00
Cycle Low	\$ 0.0358 / 2022-12-31 20:35:00
Update Time	2025-08-16 02:15:02

[TRADE_PLUGIN]HBARUSDT,HBARUSDT[/TRADE_PLUGIN]

Hedera (HBAR) Technical Analysis

All financial markets use moving averages (MA), a well-liked indicator that smoothes price movement over a predetermined period of time. Since they are a trailing indication, past price

activity has an impact on them. The simple moving average (SMA) and exponential moving average (EMA) are the two forms of moving averages shown in the table below.

Daily Simple Moving Average (SMA) & Daily Exponential Moving Average (EMA)

Date Calculated:2025-08-15 00:00:00

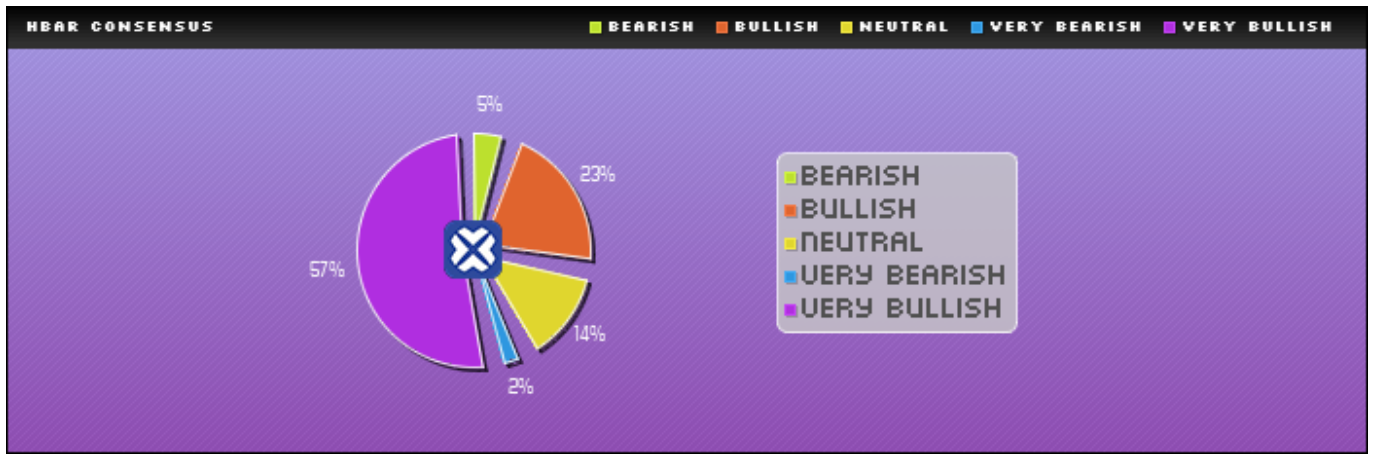
3_SMA	\$ 0.2167	3_EMA	\$ 0.2468
5_SMA	\$ 0.2392	5_EMA	\$ 0.2329
10_SMA	\$ 0.2502	10_EMA	\$ 0.2114
20_SMA	\$ -1.0000	20_EMA	\$ -1.0000
21_SMA	\$ 0.2559	21_EMA	\$ 0.1954
50_SMA	\$ 0.2281	50_EMA	\$ 0.1974
100_SMA	\$ 0.2031	100_EMA	\$ 0.2065
200_SMA	\$ 0.1544	200_EMA	\$ 0.1921

Weekly Simple Moving Average (SMA) & Weekly Exponential Moving Average (EMA)

Date Calculated:2025-08-15 00:00:00

21_SMA_weekly	\$ 0.3253	21_EMA_weekly	\$ 0.2035
50_SMA_weekly	\$ 0.3986	50_EMA_weekly	\$ 0.1774
100_SMA_weekly	\$ 0.1987	100_EMA_weekly	\$ 0.1458
200_SMA_weekly	\$ -0.0274	200_EMA_weekly	\$ 0.0894

HBAR Consensus Rating



Very bearish	Bearish	Neutral	Bullish	Very bullish
1	2	6	10	25

[TRADE_PLUGIN]HBARUSDT,HBARUSDT[/TRADE_PLUGIN]

Hedera (HBAR) Price History

Dr. Leemon Baird, a computer scientist, and Mance Harmon, a technology executive, established the Hedera company in 2018. In 2015, they founded a company called Swirlds, which grew into a separate company called Hedera and is now known as Hedera Hashgraph.

Hedera Hashgraph was created with the intention of being the first widely used public distributed ledger. The overall quantity of HBAR is 50 billion, and this number is further broken down into two categories: unreleased and released.

Take a look back at the beginnings of things:

- In March of 2018, the Hashgraph Consortium was established.

- August 2019 saw the launch of Hedera’s mainnet.
- Hedera Consensus Service (HCS) was released in February 2020.
- The Hedera Token Service (HTS) was launched in February 2021.

[TRADE_PLUGIN]HBARUSDT,HBARUSDT[/TRADE_PLUGIN]

Hedera (HBAR) Price Performance

Here’s a quick recap of the price performance in \$HBAR.

Price Change 1H Percent	-1.05%
Price Change 1D Percent	8.05%
Price Change 7D Percent	4.78%
Price Change 30D Percent	94.87%
Price Change 90D Percent	45.16%
Price Change 365D Percent	309.17%

[TRADE_PLUGIN]HBARUSDT,HBARUSDT[/TRADE_PLUGIN]

Hedera (HBAR) Price Predictions

Do you want to make a long-term investment in HBAR? The first step is to learn about the network and its native currency. Next, before selecting if Hedera Hashgraph (HBAR) is the ideal coin for you, it is vital to occasionally take into account price projections.

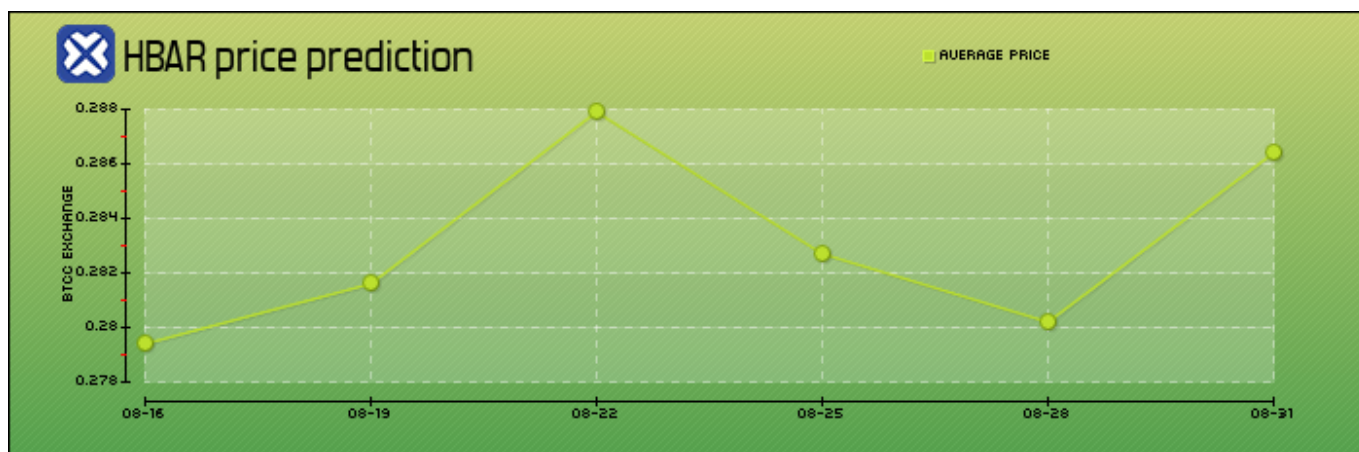
Long-term predictions show that by 2023’s end, one Hedera Hashgraph (HBAR) token will be worth \$0.135. The value of one HBAR coin is projected to reach \$0.25 by 2025, \$0.79 by 2028, and \$1.50

by 2030.

Next, we'll look at long-term price forecasts for HBAR to see if now is a good time to acquire this popular cryptocurrency.

[TRADE_PLUGIN]HBARUSDT,HBARUSDT[/TRADE_PLUGIN]

Hedera (HBAR) Price Prediction for Today, Tomorrow and Next Week



Date	Price Prediction	Change
08-16	\$ 0.2794	0.00%
08-19	\$ 0.2816	0.8%
08-22	\$ 0.2879	3.03%
08-25	\$ 0.2827	1.17%
08-28	\$ 0.2802	0.27%
08-31	\$ 0.2864	2.52%

Hedera (HBAR) Price Prediction 2025

According to the algorithm-based prognosis and price prediction for Hedera Hashgraph (HBAR), the currency is projected to make a high of \$0.25 and a low of \$0.21 by the end of the year. The most optimistic forecasts see HBAR in 2025 at \$0.38.

[TRADE_PLUGIN]HBARUSDT,HBARUSDT[/TRADE_PLUGIN]

Hedera (HBAR) Price Prediction 2030

A Hedera Hashgraph (HBAR) forecast from 2030 estimates that one token might be worth \$1.20 by then. The most bullish forecasts put HBAR at above \$1.50 by the year 2030.

This is a reasonable but conservative estimate, taking into account the current price of the coin and the predicted growth pattern. Some projections for the future of the Hedera Hashgraph (HBAR) are quite optimistic, while others are extremely gloomy. The route of realism is the one to take.

[TRADE_PLUGIN]HBARUSDT,HBARUSDT[/TRADE_PLUGIN]

Potential Highs & Lows of HBAR

Our long-term HBAR price projection acknowledges that because to their viral, hype-driven nature, meme currencies are extremely unpredictable and challenging to predict. We have therefore established both our target pricing and possible high and low estimations.

	Min	Average	Max
1H	\$ 0.2500	\$ 0.2508	\$ 0.2515
1D	\$ 0.2423	\$ 0.2504	\$ 0.2583
7D	\$ 0.2423	\$ 0.2584	\$ 0.2755
30D	\$ 0.2269	\$ 0.2591	\$ 0.3035
90D	\$ 0.1271	\$ 0.2009	\$ 0.3035
365D	\$ 0.0417	\$ 0.1773	\$ 0.3996

Is HBAR a Good Investment?

Investing should be done with the long-term purpose of creating wealth. The other reason people trade [cryptocurrencies](#) is to maximize their profits as quickly as possible. Whether or not Hedera Hashgraph (HBAR) is the proper asset to acquire depends on your investing goals.

Hedera Hashgraph (HBAR) is not looking like the most alluring digital asset based on the price estimates we've covered. That is not an excuse to avoid investing. However, you should be aware of the risks involved. Wallet Investor called the currency a bad investment, however future performance of Hedera Hashgraph (HBAR) has been forecast to be excellent by several industry watchers.

If we believe DigitalCoinPrice's conservative price forecast for Hedera Hashgraph (HBAR), then purchasing some of this cryptocurrency might not be such a bad idea. The coin isn't the most alluring investment, but algorithm-based predictions imply it will increase in value over time. A patient investor should expect a respectable return on their investment over time.

Hedera Hashgraph (HBAR) and other cryptocurrencies are high-risk investments, but the potential rewards are substantial. If HBAR is able to show significant growth in the next years, investors will be the ones who end up laughing. But it could fall, too, just as Wallet Investor has forecasted. If you want to invest, you need to be prepared to take on the dangers that come with it.

[TRADE_PLUGIN]HBARUSDT,HBARUSDT[/TRADE_PLUGIN]

Will HBAR Hit \$1?

When it comes to Hedera Hashgraph (HBAR), the answer is yes. Our primary focus was on forecasts that indicated the currency may reach that level by the year 2029. HBAR may surpass the \$1 threshold sooner than expected. There are, of course, websites that claim the currency can reach \$1 in a year or two. It remains to be seen, but the coin might easily reach \$1 in the not-too-distant future.

[TRADE_PLUGIN]HBARUSDT,HBARUSDT[/TRADE_PLUGIN]

Conclusion

Since releasing its mainnet in 2019, the Hedera Hashgraph platform has seen consistent growth. So far, it has been proven to be capable of supporting normal hbar token trades at rates of more than 10,000 tps.

Nonetheless, bandwidth is currently limited to 10 tps for transactions that trigger a shared ledger. Similarly to Ethereum and other blockchains, this can facilitate smart contracts. LeewayHertz has a staff of professionals who are well-versed in the emerging Hedera hashgraph technology. They help businesses by using Hashgraph to develop new, secure solutions.

It would be a good investment to invest in Hedera Hashgraph network, as per the expected maximum price value, average trading value, minimum price value, average trading price, significant volatility, Hedera price prediction, current price, distributed ledger technology, average forecast price, the cryptocurrency market, own research, and Hedera Hashgraph forecast, among different factors.

[TRADE_PLUGIN]HBARUSDT,HBARUSDT[/TRADE_PLUGIN]

Why Choose BTCC?

BTCC is known as the world's longest-running exchange. Since its establishment, the platform has withstood multiple bull and downturn markets without reporting a single hacking incident, making it one of the most trusted exchanges in existence.



The firm's products are designed to meet the needs and desires of both rookie and experienced traders. Here are five reasons for using the exchange:

- **Available Cryptocurrencies on the Exchange**
- **Easy to use**
- **Reputable Customer Service**
- **BTCC Trading Features and Tools**
- **Welcome Bonus and Campaigns**

[**Trade on BTCC Now**](#)

How to Trade Crypto on BTCC?

This brief instruction will assist you in registering for and trading on the BTCC exchange.

Step 1: Register an account

The first step is to hit the “Sign Up” button on the BTCC website or app. Your email address and a strong password are all you need. After completing that, look for a verification email in your inbox. To activate your account, click the link in the email.

Limited time only: Claim your 10,055USDT welcome reward

08h : 39m : 07s

→

Stay Ahead, Stay Secure, with BTCC

250X Leverage	300+ Cryptocurrencies	0.045% Max. fee	0.01% Min. fee
-------------------------	---------------------------------	---------------------------	--------------------------

👑 Upgrade to VIP for amazing privileges!

Create Account

Registration takes only 30 seconds

Email Mobile

Email address

Create a password

Referral code (optional) ▾

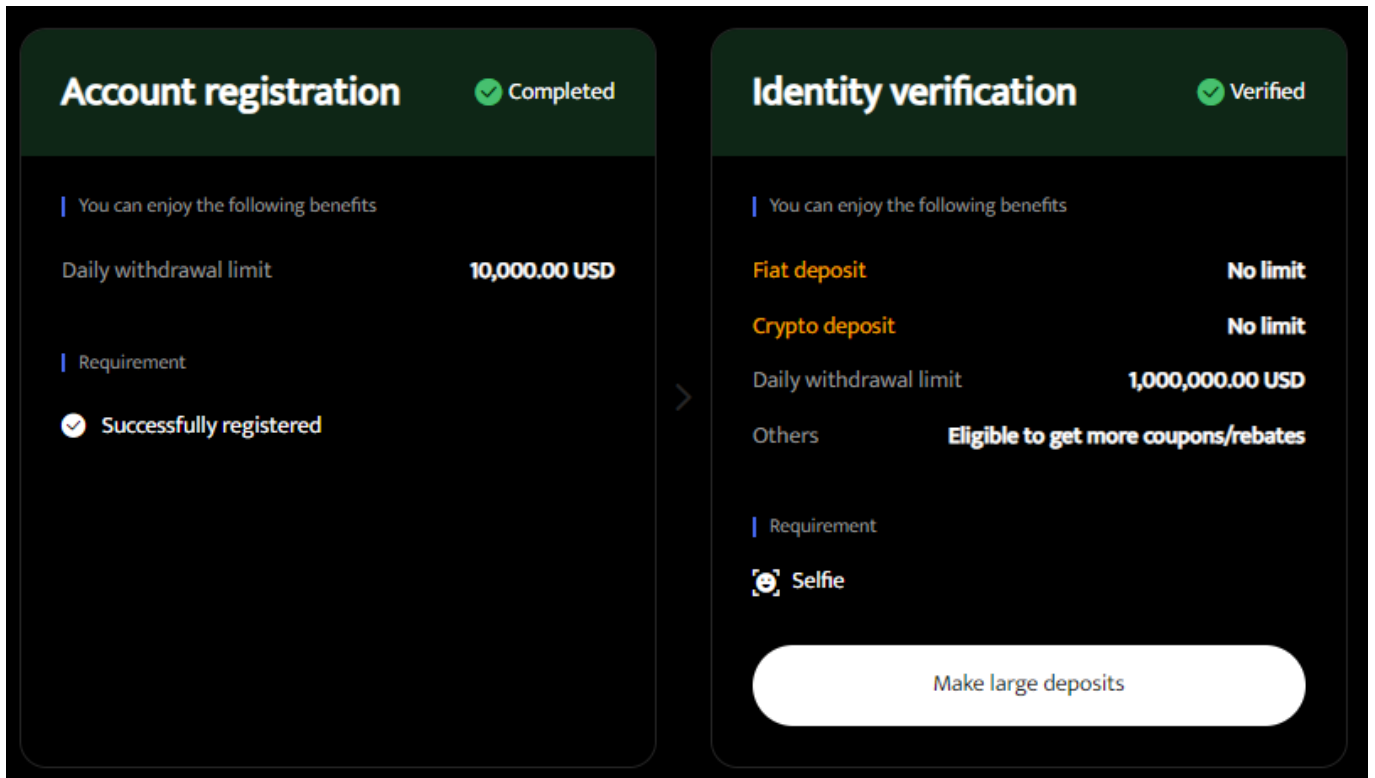
Register now

Or register via

By creating an account, I agree to BTCC's [Privacy Policy](#) and [User Agreement](#).

Step 2: Finish the KYC

The Know Your Customer (KYC) procedure is the next step after your account is operational. The main goal of this stage is to maintain compliance and security. You must upload identification, such as a passport or driver's license. You'll receive a confirmation email as soon as your documents are validated, so don't worry—it's a quick process.



Step 3. Deposit Funds

After that, adding money to your account is simple. BTCC provides a range of payment options, such as credit cards and bank transfers. To get your money into your trading account, simply choose what works best for you, enter the amount, and then follow the instructions.

Fund Your Account



I don't have crypto assets



Fiat Deposit

Fund your account with USDT using
Visa/Mastercard



P2P

Buy and sell cryptos with flexible payment
methods and 0 transaction fees.



I have crypto assets



Crypto Deposit

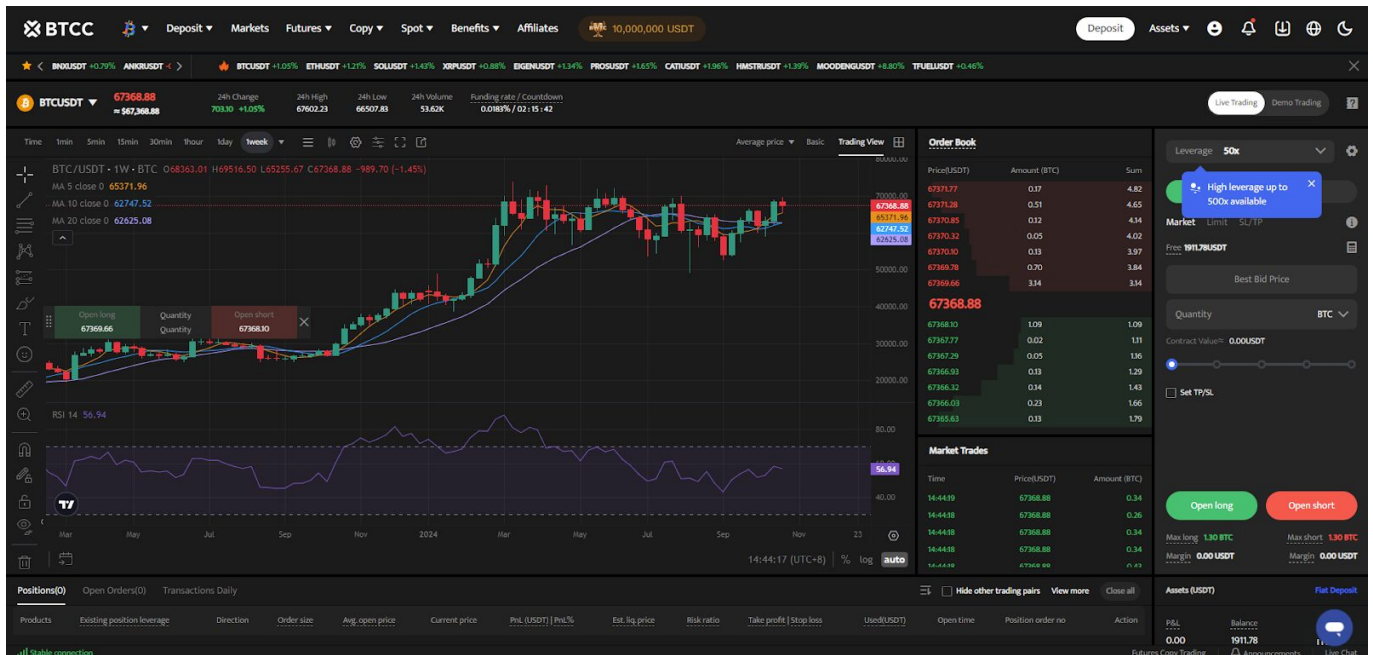
Get the deposit address for BTC, ETH, or any
other crypto and deposit via the blockchain.



Step 4. Start Trading

If you wish to follow profitable traders, you might go for copy trading, futures, or spot trading. After choosing your order type and the cryptocurrency you wish to trade, press the buy or sell button. Managing your portfolio and keeping track of your trades is made simple by the user-friendly

interface.



Look more for details: [How to Trade Crypto Futures Contracts on BTCC](#)

BTCC FAQs

Is BTCC safe?

Based on its track record since 2011, BTCC has established itself as a secure cryptocurrency exchange. There have been no reports of fraudulent activity involving user accounts or the platform's infrastructure. By enforcing mandatory know-your-customer (KYC) and anti-money laundering (AML) procedures, the cryptocurrency trading platform gives consumers greater

security. For operations like withdrawals, it also provides extra security features like two-factor authentication (2FA).

Is KYC Necessary for BTCC?

Indeed. Before using BTCC goods, users must finish the Know Your Customer (KYC) process. A facial recognition scan and legitimate identification documents must be submitted for this process. Usually, it is finished in a few minutes. This procedure has the benefit of strengthening the security of the exchange and satisfying legal requirements.

Because their accounts will have a lower daily withdrawal limit, those who do not finish their KYC are unable to make deposits. It should be noted that those who present a legitimate ID without a facial recognition scan will likewise have restricted withdrawal options.

Is There a Mobile App for BTCC?

Indeed. For users of iOS and Android, BTCC has a mobile app. The exchange's website offers the mobile app for download. Since both the web version and the mobile app have the same features and capabilities, they are comparable.

Will I Have to Pay BTCC Trading Fees?

Indeed. BTCC levies a fee for trade, just like a lot of other centralised exchanges. Each user's VIP level, which is unlocked according to their available money, determines the different costs. The BTCC website provides information on the charge rates.

Can I Access BTCC From the U.S?

You can, indeed. According to its website, BTCC has obtained a crypto license from the US Financial Crimes Enforcement Network (FinCEN), which enables the cryptocurrency exchange to provide its services to investors who are headquartered in the US.

According to BTCC's User Agreement document, its goods are not allowed to be used in nations and organisations that have been sanctioned by the United States or other nations where it has a licence.

BTCC Guide:

- [How to Trade Crypto Futures Contracts on BTCC](#)
- [BTCC Guide-How to Deposit Crypto on BTCC?](#)
- [What is Crypto Futures Trading - Beginner's Guide](#)
- [What is Leverage in Cryptocurrency? How Can I Trade at 100X Leverage?](#)
- [BTCC Review 2024: Best Crypto Futures Exchange](#)

Crypto Buying Guides:

- [How To Buy Bitcoin \(BTC\)](#)
- [How To Buy Picooin](#)
- [How To Buy Ethereum \(ETH\)](#)
- [How To Buy Dogecoin \(DOGE\)](#)
- [How To Buy Pepe Coin \(PEPE\)](#)
- [How To Buy Ripple \(XRP\)](#)

Crypto Prediction:

- [Ethereum \(ETH\) Price Prediction 2024, 2025, 2030 — Will ETH Reach \\$10,000?](#)
- [Ethereum Price Prediction 2024, 2025, 2030: How High Can ETH Go in 2024?](#)
- [Bitcoin \(BTC\) Price Prediction 2024, 2025, 2030 — Is BTC a Good Investment?](#)
- [Ripple \(XRP\) Price Prediction 2024, 2025, 2030 — Will XRP Reach \\$1 After SEC Lawsuit?](#)
- [Pi Coin Price Prediction 2024,2025,2030 — Is Pi Coin a Good Buy?](#)
- [Pepe \(PEPE\) Price Prediction 2024, 2025, 2030 - Will PEPE Reach \\$1](#)