

# Deposit to earn rewards

Sign up and deposit to receive up to **10,055 USDT** in bonuses.  
Exclusive for new users only.

Get it now

## [ PDF Database Document ] - BTCC Cryptocurrency Exchange

Original:

<https://www.btcc.com/en-US/academy/financial-investment/amazon-amzn-stock-price-forecast-2023-2025-2030-is-amzn-a-good-investment>

### **Amazon (AMZN) Stock Forecast & Price Prediction 2024, 2025, 2030 - Is AMZN a Good Investment?**

Is Amazon a good investment? that is the question. Right where you need to be. To help you plan your investing strategy, we've compiled some of the most credible Amazon share price forecasts until 2024.

Amazon is among the world's largest corporations. The corporation, led by one of the world's wealthiest individuals, Jeff Bezos, has achieved incredible growth in its brief 28 years of operation. Amazon (AMZN) stock has consistently performed well. Consider the possibility of becoming wealthy by investing in Bezos.


Do you intend to purchase AMZN stock soon? Study the stock and its future prospects to ensure you can make an informed decision. If you want to know where Amazon (AMZN) stock sits and where it's likely going to be in the next years, check out our stock price predictions.

The decision of whether or not to invest in Amazon stock depends on your assessment of the company's future prospects. We'll also address some of the most frequently asked questions (FAQs) about buying Amazon.com, Inc. If you read carefully, you'll gain insight into the topic at hand and be in a better position to make sound investing choices whenever the time arises.

Check out [BTCC Exchange](#) if you're looking for a quick and simple way to acquire Amazon shares with no commission!

## Amazon (AMZN) Stock Overview

ABOUT AMAZON




Amazon

Website: <http://www.amazon.com>

ATH: \$3761.38

Rank: 6

24HP: \$220.44 / 24LP: \$212.80

	
Stock	Amazon
Last Price	\$ 214.75 ▼ -8.27%
Rank	6
Market Cap	\$ 2,279.9B
24H Trading Volume	\$ 118.8M
Exchange	NASDAQ
Open	\$ 217.20
Previous Close	\$ 217.20
High	\$ 220.44
Low	\$ 212.80
ATH	\$ 3761.38 / 2021-11-19
Website	<a href="http://www.amazon.com">http://www.amazon.com</a>
CEO	Jeffrey P. Bezos
Total Employees	798000
Industry	Internet Retail
Address	410 Terry Avenue North
City	Seattle

State	WA
Country	US
Zip	98109-5210
Phone	1.206.266.1000
Update Time	2025-08-03 05:54:02

[TRADE\_PLUGIN]AMZNUST,ETHUST[/TRADE\_PLUGIN]

## Amazon (AMZN) Stock Price Performance

Price Change 1H Percent	0.12%
Price Change 1D Percent	-8.27%
Price Change 7D Percent	-7.53%
Price Change 30D Percent	-2.59%
Price Change 90D Percent	13.05%
Price Change 365D Percent	14.66%

[TRADE\_PLUGIN]AMZNUST,ETHUST[/TRADE\_PLUGIN]

## Amazon (AMZN) Stock Price History

Date	Open	High	Low	Close	Volume
2018-08-03	\$ 91.89	\$ 92.05	\$ 91.08	\$ 91.16	173.0K

2020-08-03	\$ 159.03	\$ 159.20	\$ 155.20	\$ 155.59	253.7K
2021-08-03	\$ 166.78	\$ 169.55	\$ 164.99	\$ 167.95	34.0M
2022-08-03	\$ 134.16	\$ 140.39	\$ 134.16	\$ 139.77	60.2M
2023-08-03	\$ 127.50	\$ 129.77	\$ 126.48	\$ 128.98	57.2M

[TRADE\_PLUGIN]AMZNU\$DT,ETHUSDT[/TRADE\_PLUGIN]

## Amazon (AMZN) Stock Technical Analysis

Daily Simple Moving Average (SMA) & Daily Exponential Moving Average (EMA)

Date Calculated:2025-08-03

3_SMA	\$ 226.35	3_EMA	\$ 214.75
5_SMA	\$ 228.57	5_EMA	\$ 223.60
10_SMA	\$ 229.16	10_EMA	\$ 227.25
20_SMA	\$ 226.47	20_EMA	\$ 226.19
21_SMA	\$ 226.31	21_EMA	\$ 225.97
50_SMA	\$ 217.61	50_EMA	\$ 218.93
100_SMA	\$ 204.24	100_EMA	\$ 212.63
200_SMA	\$ 209.58	200_EMA	\$ 205.92

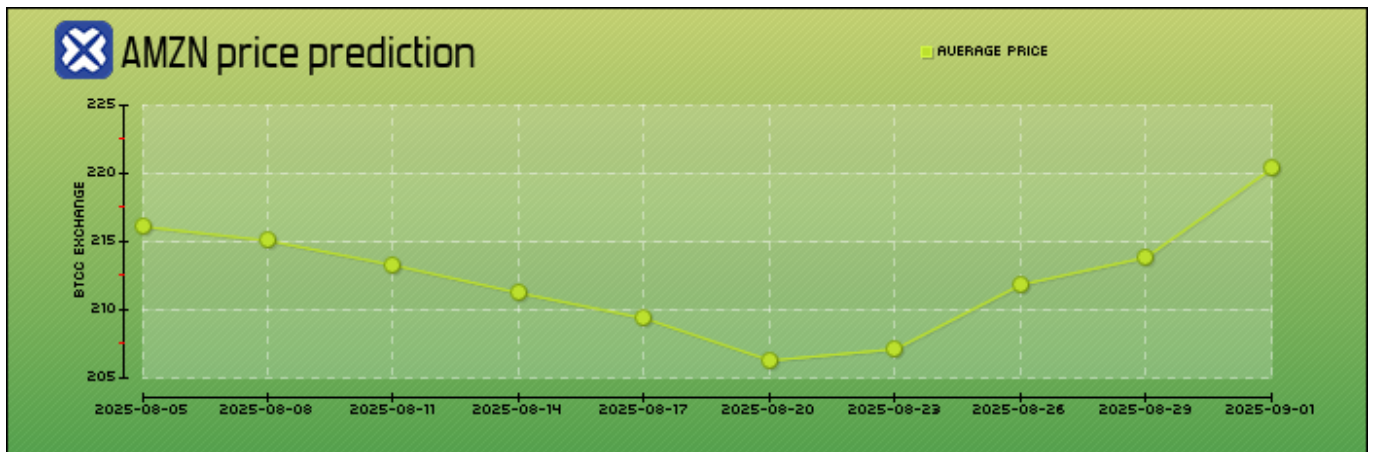
Weekly Simple Moving Average (SMA) & Weekly Exponential Moving Average (EMA)

Date Calculated:2025-08-03

21_SMA_weekly	\$ 203.66	21_EMA_weekly	\$ 212.18
50_SMA_weekly	\$ 203.35	50_EMA_weekly	\$ 202.59
100_SMA_weekly	\$ 182.55	100_EMA_weekly	\$ 186.16
200_SMA_weekly	\$ 156.19	200_EMA_weekly	\$ 164.45

[TRADE\_PLUGIN]AMZNU\$DT,ETHUSDT[/TRADE\_PLUGIN]

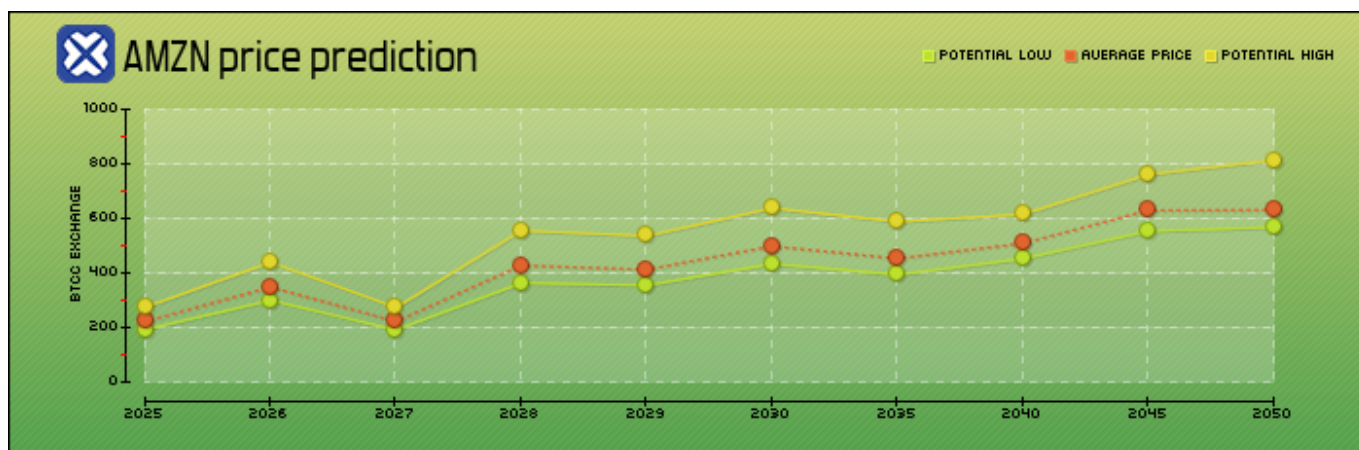
## Amazon (AMZN) Stock Price Forecast for Today, Tomorrow and Next Week



Date	Price Prediction	Change
2025-08-03	\$ 214.75	0.00%
2025-08-05	\$ 216.10	0.63%
2025-08-08	\$ 215.06	0.14%
2025-08-11	\$ 213.26	-0.70%
2025-08-14	\$ 211.23	-1.64%
2025-08-17	\$ 209.36	-2.51%
2025-08-20	\$ 206.28	-3.94%
2025-08-23	\$ 207.12	-3.55%
2025-08-26	\$ 211.84	-1.36%
2025-08-29	\$ 213.85	-0.42%
2025-09-01	\$ 220.35	2.61%

[TRADE\_PLUGIN]AMZNUST,ETHUST[/TRADE\_PLUGIN]

## Amazon (AMZN) Stock Price Forecast for 2025-2050



Year	Yearly Low	Yearly Average	Yearly High
2025	\$ 192.79	\$ 221.60	\$ 274.78
2026	\$ 299.51	\$ 348.27	\$ 438.82
2027	\$ 191.16	\$ 222.28	\$ 273.40
2028	\$ 363.21	\$ 427.31	\$ 555.50
2029	\$ 354.56	\$ 412.28	\$ 535.96
2030	\$ 433.49	\$ 498.26	\$ 637.77
2035	\$ 393.69	\$ 452.52	\$ 588.28
2040	\$ 452.43	\$ 508.35	\$ 615.10
2045	\$ 553.72	\$ 629.23	\$ 761.37
2050	\$ 567.84	\$ 630.94	\$ 813.91

[TRADE\_PLUGIN]AMZNUST,ETHUSD[/TRADE\_PLUGIN]

## Amazon (AMZN) Stock Price Forecast 2024

Amazon must have taken its many enterprises to new heights by the year 2024. As a result of the

progress the company will have made by then, its stock price is likely to rise as well.

Longforecast's data will be used to make our Amazon (AMZN) stock price prediction for 2024. The report projects a \$210 stock price in the middle of 2024, with a subsequent increase to around \$225 by year's end. Amazon (AMZN) certainly has room to grow, but we'll stick to our more modest earnings projections for the time being.

## **Amazon (AMZN) Stock Price Forecast 2025**

The 45 analysts that have provided price targets for Amazon (AMZN) in 2025 have set a median goal of \$290, with a range from \$230 to \$310.

It is anticipated that Amazon would add to its already impressive list of accomplishments in 2025. Similarly, the company's stock price will probably rise to reflect the expansion. The stock price of Amazon (AMZN) is projected to hit \$250 by the year 2025. The stock price is projected to reach \$270 by mid-2025. The rising interest from financiers should propel Amazon's share price to \$290 by the end of the year.

## **Amazon (AMZN) Stock Price Forecast 2030**

The most cautious estimate we have puts the value of an Amazon share at \$6,865 by the middle of 2030. There is a chance that by the year 2030, AMZN shares will be worth \$530.

The price of Amazon (AMZN) shares is projected to rise to \$520 by the year 2030. Yet, it can do so far more quickly. You should also know that by 2030, growth is expected to have reached roughly +130%. If anything, AMZN may do even better.

[TRADE\_PLUGIN]AMZNUST,ETHUST[/TRADE\_PLUGIN]

## Amazon (AMZN) Stock Earnings History

Report Date	Forecasted EPS	Reported EPS	Last Year's EPS	EPS YoY Change
2025-07-31	\$ 1.31	\$ 1.68	\$ 1.26	33.33%
2025-05-01	\$ 1.37	\$ 1.59	\$ 0.98	62.24%
2025-02-06	\$ 1.49	\$ 1.86	\$ 1.00	86.00%
2024-10-31	\$ 1.14	\$ 1.43	\$ 0.94	52.13%
2024-08-01	\$ 1.03	\$ 1.26	\$ 0.65	93.85%
2024-04-30	\$ 0.83	\$ 0.98	\$ 0.31	216.13%
2024-02-01	\$ 0.80	\$ 1.00	\$ 0.21	376.19%
2023-10-26	\$ 0.58	\$ 0.94	\$ 0.20	370.00%
2023-08-03	\$ 0.35	\$ 0.65	\$ 0.10	550.00%
2023-04-27	\$ 0.21	\$ 0.31	\$ 0.37	-16.22%

[TRADE\_PLUGIN]AMZNUST,ETHUST[/TRADE\_PLUGIN]

## Is AMZN a Good Investment?

Amazon stock has done reasonably well for investors. Our analysis also indicates that Amazon stock will expand rapidly over the next few years. From the perspective of a financial expert, it appears to be a solid investment.

As we have seen, Amazon stock (ticker symbol: AMZN) is quite lucrative. The public is now able to own a piece of one of the world's most valuable brands. Do you think it's safe to buy the stock now? The short answer is "yes," meaning you should definitely invest in Amazon.

There is no reason to overlook AMZN, given the success Amazon has had as an international corporation and the success its stock has had on the stock market. It has consistently delivered solid results, and our forecasts indicate that it will expand even further in the years to come.

Amazon stock is a pretty stable investment option that will allow you to steadily create wealth while becoming a stakeholder of a game-changing technology business, even though its returns may not be as high as those offered by cryptocurrencies.

## What Factors Influence the AMZN Price?

The primary driver of Amazon stock price volatility is rivalry. But there are many other factors at play as well. We have included a brief overview of some of the more essential ones below.

**Competition.** As we've just shown, Amazon's stock price is heavily influenced by competition from other merchants. While Amazon is undoubtedly the largest e-commerce company in the world, it has seen increasing competition from other companies, particularly Walmart, which has been actively boosting its online presence in recent years.

**Expansion.** Amazon's stock price has increased steadily over the years because of the company's wide range of business activities. To what extent, though, will depend on how successfully it can continue to penetrate new areas. It already sells food and has ambitions to expand into other retail sectors, such as the pharmaceutical industry.

**Growth.** While Amazon's business is diverse, the company's capacity to sustainably expand in all areas is tied to its stock price. Amazon Web Services, its cloud computing subsidiary, is one such area. When it comes to cloud computing, AWS is by far the most popular option, and the firm needs to keep expanding in this space to satisfy investors.

## Conclusion

We have included both short-term and long-term Amazon stock price predictions in this guide, making it the most comprehensive Amazon stock price prediction resource available. The potential and value of the company's services were also explored.

The stock is expected to increase significantly over the next few years, according to Amazon price predictions. Prominent experts are all over the map with their predictions and facts, but if even the most pessimistic projections come true, an investor in Amazon stock today stands to profit handsomely.

---

## Where to Trade AMZN Futures?

Now you can trade AMZN futures on [BTCC](#). [BTCC](#), a [cryptocurrency exchange](#) situated in Europe, was founded in June 2011 with the goal of making crypto trading reliable and accessible to everyone. BTCC is a crypto exchange offering users liquid and low-fee futures trading of both

cryptocurrencies and tokenized traditional financial instruments like stocks and commodities.

## Tokenized Futures - Contract specifications

Product	Trading hours (UTC+0)		Leverage	Tick Size	Min. Lot Size	Liquidation Level
	Summer time	Winter time				
GOLDUSDT (Gold)	<u>Trading hours</u> 23:00 on Sunday - 21:45 on Friday	<u>Trading hours</u> 22:00 on Sunday - 20:45 on Friday	150x	0.01	1	30%
SILVERUSDT (Silver)	<u>Daily break</u> Every day 22:00 - 23:00	<u>Daily break</u> Every day 21:00 - 22:00	150x	0.001	100	
AAPLUSDT (Apple)	<u>Trading hours</u> 14:30 - 21:00 Every day from Monday to Friday	<u>Trading hours</u> 13:30 - 20:00 Every day from Monday to Friday	50x	0.01	1	
TSLAUSDT (Tesla)			50x	0.01	1	
METAUSDT (Meta)			50x	0.01	1	
TSMUSDT (Taiwan Semiconductor Manufacturing Company Limited)			50x	0.01	1	
MSFTUSDT (Microsoft)			50x	0.01	1	

BTCC offers exclusive bonus for new users. Sign up and deposit on BTCC to get up to [10,055 USDT](#) in bonuses. Meet the deposit targets within 30 days after successful registration at BTCC, and you can enjoy the bonus of the corresponding target levels. **Find out what campaigns are available now:** <https://www.btcc.com/en-US/promotions>

BTCC also has an [iOS](#) app and [Android](#) app if you prefer to trade on the go.

**iOS QR Code**

**Android QR Code**



## About BTCC

BTCC is a leading cryptocurrency trading platform that is distinguished by its ability to balance the simplicity of use with advanced features. It provides a comprehensive educational program through the BTCC Academy, 24/7 customer support, and robust security to both novices and experts. BTCC is a top choice for digital asset investors due to its emphasis on user contentment, which fosters a secure and informed trading environment across a variety of cryptocurrencies.

BTCC is one of the few exchanges in the market that offers high-leverage options for investors and concentrates extensively on futures trading. Users have access to more than 300 USDT-margined perpetual trading pairs, which encompass numerous prominent altcoins and meme-coins. Additionally, the platform has recently implemented spot trading to facilitate novice users who may not be acquainted with futures trading.

- **Established Reputation:** BTCC is one of the oldest and most well-known cryptocurrency exchanges, having been operational since 2011. Its history in the market enhances its credibility and trustworthiness.
- **A Diverse Selection of Cryptocurrencies:** BTCC allows customers to access and exchange a wide range of digital assets.
- **Margin and Futures Trading:** BTCC provides margin and futures trading options, allowing customers to expand their trading holdings and potentially increase their profits.
- **Proficient Trading Instruments:** such as real-time market data, trading charts, and technical analysis indicators. These tools can help users make informed trading decisions.
- **Security Measures:** BTCC values security and uses a variety of safeguards to secure customer payments and information. This includes two-factor authentication (2FA) and cold storage of cryptocurrency assets.

## **BTCC Guide:**

- [How to Trade Crypto Futures Contracts on BTCC](#)
- [BTCC Guide-How to Deposit Crypto on BTCC?](#)
- [What is Crypto Futures Trading - Beginner's Guide](#)
- [What is Leverage in Cryptocurrency? How Can I Trade at 100X Leverage?](#)
- [BTCC Review 2024: Best Crypto Futures Exchange](#)

## **Crypto Buying Guides:**

- [How To Buy Bitcoin \(BTC\)](#)
- [How To Buy Picoin](#)
- [How To Buy Ethereum \(ETH\)](#)
- [How To Buy Dogecoin \(DOGE\)](#)
- [How To Buy Pepe Coin \(PEPE\)](#)
- [How To Buy Ripple \(XRP\)](#)

## **Crypto Prediction:**

- [Ethereum \(ETH\) Price Prediction 2024, 2025, 2030 — Will ETH Reach \\$10,000?](#)
- [Ethereum Price Prediction 2024, 2025, 2030: How High Can ETH Go in 2024?](#)
- [Bitcoin \(BTC\) Price Prediction 2024, 2025, 2030 — Is BTC a Good Investment?](#)
- [Ripple \(XRP\) Price Prediction 2024, 2025, 2030 — Will XRP Reach \\$1 After SEC Lawsuit?](#)
- [Pi Coin Price Prediction 2024,2025,2030 — Is Pi Coin a Good Buy?](#)
- [Pepe \(PEPE\) Price Prediction 2024, 2025, 2030 - Will PEPE Reach \\$1](#)